

ECOMOBILITY 



SCAME
electrical solutions

**PILLAR
DATASHEETS**

204.CA11B-UN

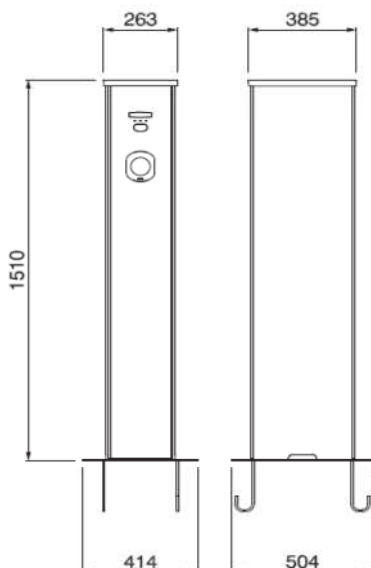
Pillar in painted galvanized steel with
1 socket with lock UNEL 1P+N+T 16A 230Vac 3,5kW



> FUNCTIONS

- protection against overcurrents and electric shock
- energy metering and current consumption
- identification of authorized user
- managing of lid locking and latching system
- charge managing in case of power outage
- working in mode stand-alone free or personal
- predisposition for serial communication

> DIMENSIONS



> REFERENCE STANDARD

EN 61851-1 (2011)

Electric vehicle conductive charging system.
Part 1: General requirement.

EN 61439-1 (2011)

Low-voltage switchgear and control gear assemblies.
Part 1: General requirement.

> TECHNICAL CHARACTERISTICS

Rated current:	16A
Rated voltage:	230Vac
Frequency:	50-60Hz
Insulating voltage:	250V
Protection degree:	IP54
Operating temperature:	-25°C +40°C
Material:	Galvanized steel
Glow wire test:	-
IK degree at 20°C:	IK10
Color:	Grey
Mounting:	Base
Salt mist:	Resistant
UV radiation:	Resistant

> EQUIPMENTS

- 1 base with separation chamber
- 1 lighting head in plexiglass and RGB led
- 2 front panels in plexiglass
- 1 terminal strip 3x35mm²
- 1 circuit breaker 1P+N D20 30mA ist. A
- 1 digital energy meter 1P+N 40A
- 1 contactor 2P 25A 24Vdc
- 1 fuse holder 1P+N gG 4A
- 1 power supply 24Vdc 60W
- 1 control card
- 2 batteries 12Vdc 1,2Ah
- 1 lcd display 2x20 rows backlight
- 1 reader RFID 13,56MHz
- 1 couple of service led
- 1 stop charge push-button (mode free)

204.CA11B-3A

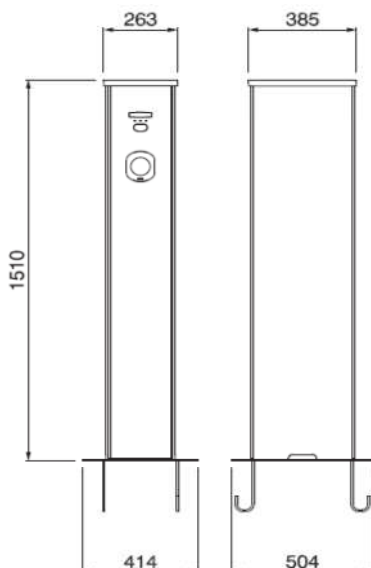
Pillar in painted galvanized steel with
1 socket with lock Type 3A 1P+N+T 16A 230Vac 3,5kW



> FUNCTIONS

- charge in mode 3 with pwm circuit pilot
- protection against overcurrents and electric shock
- energy metering and current consumption
- identification of authorized user
- managing of lid locking and latching system
- charge managing in case of power outage
- working in mode stand-alone free or personal
- predisposition for serial communication

> DIMENSIONS



> REFERENCE STANDARD

EN 61851-1 (2011)

Electric vehicle conductive charging system.
Part 1: General requirement.

EN 61439-1 (2011)

Low-voltage switchgear and control gear assemblies.
Part 1: General requirement.

> TECHNICAL CHARACTERISTICS

Rated current:	16A
Rated voltage:	230Vac
Frequency:	50-60Hz
Insulating voltage:	250V
Protection degree:	IP54
Operating temperature:	-25°C +40°C
Material:	Galvanized steel
Glow wire test:	-
IK degree at 20°C:	IK10
Color:	Grey
Mounting:	Base
Salt mist:	Resistant
UV radiation:	Resistant

> EQUIPMENTS

- 1 base with separation chamber
- 1 lighting head in plexiglass and RGB led
- 2 front panels in plexiglass
- 1 terminal strip 3x35mm²
- 1 circuit breaker 1P+N D20 30mA ist. A
- 1 digital energy meter 1P+N 40A
- 1 contactor 2P 25A 24Vdc
- 1 fuse holder 1P+N gG 4A
- 1 power supply 24Vdc 60W
- 1 control card
- 2 batteries 12Vdc 1,2Ah
- 1 lcd display 2x20 rows backlight
- 1 reader RFID 13,56MHz
- 1 couple of service led
- 1 stop charge push-button (mode free)

204.CA11B-3C

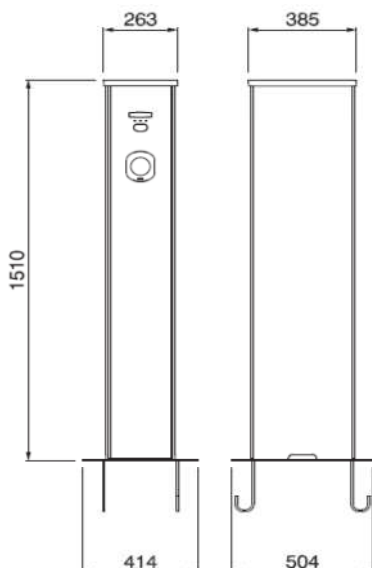
Pillar in painted galvanized steel with
1 socket with lock Type 3C 1P+N+T 32A 230Vac 7kW



> FUNCTIONS

- charge in mode 3 with pwm circuit pilot
- identification of connected cord-set size
- protection against overcurrents and electric shock
- energy metering and current consumption
- identification of authorized user
- managing of lid locking and latching system
- charge managing in case of power outage
- working in mode stand-alone free or personal
- predisposition for serial communication

> DIMENSIONS



> REFERENCE STANDARD

EN 61851-1 (2011)

Electric vehicle conductive charging system.
Part 1: General requirement.

EN 61439-1 (2011)

Low-voltage switchgear and control gear assemblies.
Part 1: General requirement.

> TECHNICAL CHARACTERISTICS

Rated current:	32A
Rated voltage:	230Vac
Frequency:	50-60Hz
Insulating voltage:	250V
Protection degree:	IP54
Operating temperature:	-25°C +40°C
Material:	Galvanized steel
Glow wire test:	-
IK degree at 20°C:	IK10
Color:	Grey
Mounting:	Base
Salt mist:	Resistant
UV radiation:	Resistant

> EQUIPMENTS

- 1 base with separation chamber
- 1 lighting head in plexiglass and RGB led
- 2 front panels in plexiglass
- 1 terminal strip 3x35mm²
- 1 circuit breaker 1P+N C40 30mA ist. A
- 1 digital energy meter 1P+N 45A
- 1 contactor 2P 40A 24Vdc
- 1 fuse holder 1P+N gG 4A
- 1 power supply 24Vdc 60W
- 1 control card
- 2 batteries 12Vdc 1,2Ah
- 1 lcd display 2x20 rows backlight
- 1 reader RFID 13,56MHz
- 1 couple of service led
- 1 stop charge push-button (mode free)

204.CA11B-T2

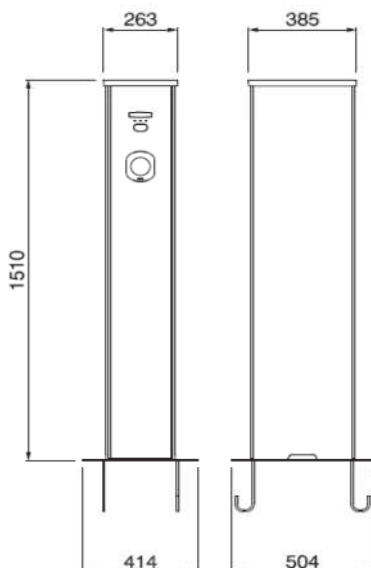
Pillar in painted galvanized steel with
1 socket with lock Type 2 1P+N+T 32A 230Vac 7kW



> FUNCTIONS

- charge in mode 3 with pwm circuit pilot
- identification of connected cord-set size
- protection against overcurrents and electric shock
- energy metering and current consumption
- identification of authorized user
- managing of lid locking and latching system
- charge managing in case of power outage
- working in mode stand-alone free or personal
- predisposition for serial communication

> DIMENSIONS



> REFERENCE STANDARD

EN 61851-1 (2011)

Electric vehicle conductive charging system.
Part 1: General requirement.

EN 61439-1 (2011)

Low-voltage switchgear and control gear assemblies.
Part 1: General requirement.

> TECHNICAL CHARACTERISTICS

Rated current:	32A
Rated voltage:	230Vac
Frequency:	50-60Hz
Insulating voltage:	250V
Protection degree:	IP54
Operating temperature:	-25°C +40°C
Material:	Galvanized steel
Glow wire test:	-
IK degree at 20°C:	IK10
Color:	Grey
Mounting:	Base
Salt mist:	Resistant
UV radiation:	Resistant

> EQUIPMENTS

- 1 base with separation chamber
- 1 lighting head in plexiglass and RGB led
- 2 front panels in plexiglass
- 1 terminal strip 3x35mm²
- 1 circuit breaker 1P+N C40 30mA ist. A
- 1 digital energy meter 1P+N 45A
- 1 contactor 2P 40A 24Vdc
- 1 fuse holder 1P+N gG 4A
- 1 power supply 24Vdc 60W
- 1 control card
- 2 batteries 12Vdc 1,2Ah
- 1 lcd display 2x20 rows backlight
- 1 reader RFID 13,56MHz
- 1 couple of service led
- 1 stop charge push-button (mode free)

204.CA13B-3C

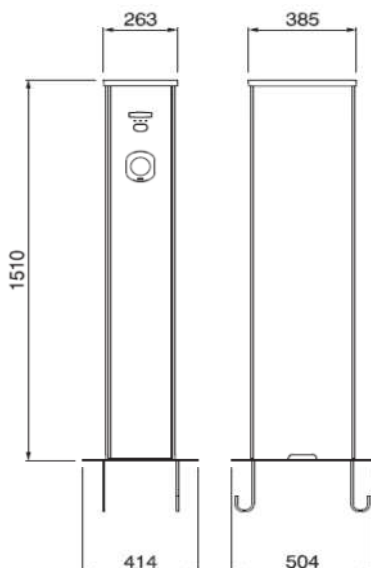
Pillar in painted galvanized steel with
1 socket with lock Type 3C 3P+N+T 32A 400Vac 22kW



> FUNCTIONS

- charge in mode 3 with pwm circuit pilot
- identification of connected cord-set size
- protection against overcurrents and electric shock
- energy metering and current consumption
- identification of authorized user
- managing of lid locking and latching system
- charge managing in case of power outage
- working in mode stand-alone free or personal
- predisposition for serial communication

> DIMENSIONS



> REFERENCE STANDARD

EN 61851-1 (2011)

Electric vehicle conductive charging system.
Part 1: General requirement.

EN 61439-1 (2011)

Low-voltage switchgear and control gear assemblies.
Part 1: General requirement.

> TECHNICAL CHARACTERISTICS

Rated current:	32A
Rated voltage:	400Vac
Frequency:	50-60Hz
Insulating voltage:	500V
Protection degree:	IP54
Operating temperature:	-25°C +40°C
Material:	Galvanized steel
Glow wire test:	-
IK degree at 20°C:	IK10
Color:	Grey
Mounting:	Base
Salt mist:	Resistant
UV radiation:	Resistant

> EQUIPMENTS

- 1 base with separation chamber
- 1 lighting head in plexiglass and RGB led
- 2 front panels in plexiglass
- 1 terminal strip 5x35mm²
- 1 circuit breaker 4P C40 30mA ist. B
- 1 digital energy meter 3P+N 65A
- 1 contactor 4P 40A 24Vdc
- 1 fuse holder 1P+N gG 4A
- 1 power supply 24Vdc 60W
- 1 control card
- 2 batteries 12Vdc 1,2Ah
- 1 lcd display 2x20 rows backlight
- 1 reader RFID 13,56MHz
- 1 couple of service led
- 1 stop charge push-button (mode free)

204.CA13B-T2

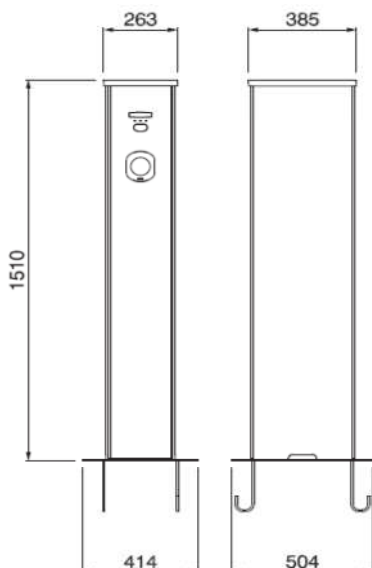
Pillar in painted galvanized steel with
1 socket with lock Type 2 3P+N+T 32A 400Vac 22kW



> FUNCTIONS

- charge in mode 3 with pwm circuit pilot
- identification of connected cord-set size
- protection against overcurrents and electric shock
- energy metering and current consumption
- identification of authorized user
- managing of lid locking and latching system
- charge managing in case of power outage
- working in mode stand-alone free or personal
- predisposition for serial communication

> DIMENSIONS



> REFERENCE STANDARD

EN 61851-1 (2011)

Electric vehicle conductive charging system.
Part 1: General requirement.

EN 61439-1 (2011)

Low-voltage switchgear and control gear assemblies.
Part 1: General requirement.

> TECHNICAL CHARACTERISTICS

Rated current:	32A
Rated voltage:	400Vac
Frequency:	50-60Hz
Insulating voltage:	500V
Protection degree:	IP54
Operating temperature:	-25°C +40°C
Material:	Galvanized steel
Glow wire test:	-
IK degree at 20°C:	IK10
Color:	Grey
Mounting:	Base
Salt mist:	Resistant
UV radiation:	Resistant

> EQUIPMENTS

- 1 base with separation chamber
- 1 lighting head in plexiglass and RGB led
- 2 front panels in plexiglass
- 1 terminal strip 5x35mm²
- 1 circuit breaker 4P C40 30mA ist. B
- 1 digital energy meter 3P+N 65A
- 1 contactor 4P 40A 24Vdc
- 1 fuse holder 1P+N gG 4A
- 1 power supply 24Vdc 60W
- 1 control card
- 2 batteries 12Vdc 1,2Ah
- 1 lcd display 2x20 rows backlight
- 1 reader RFID 13,56MHz
- 1 couple of service led
- 1 stop charge push-button (mode free)

204.CA21B-UNUN

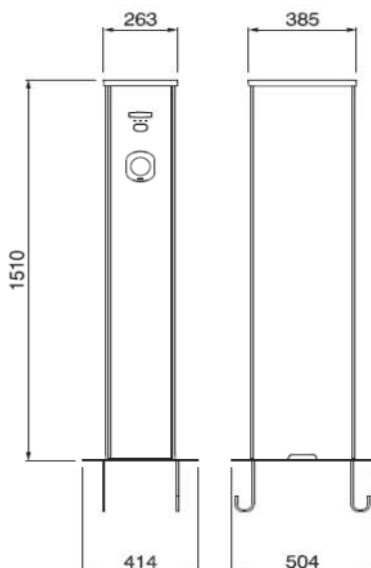
Pillar in painted galvanized steel with
2 sockets with lock UNEL 1P+N+T 16A 230Vac 3,5kW



> FUNCTIONS

- protection against overcurrents and electric shock
- energy metering and current consumption
- identification of authorized user
- managing of lid locking and latching system
- charge managing in case of power outage
- working in mode stand-alone free or personal
- predisposition for serial communication

> DIMENSIONS



> REFERENCE STANDARD

EN 61851-1 (2011)

Electric vehicle conductive charging system.
Part 1: General requirement.

EN 61439-1 (2011)

Low-voltage switchgear and control gear assemblies.
Part 1: General requirement.

> TECHNICAL CHARACTERISTICS

Rated current:	16A
Rated voltage:	400Vac
Frequency:	50-60Hz
Insulating voltage:	500V
Protection degree:	IP54
Operating temperature:	-25°C +40°C
Material:	Galvanized steel
Glow wire test:	-
IK degree at 20°C:	IK10
Color:	Grey
Mounting:	Base
Salt mist:	Resistant
UV radiation:	Resistant

> EQUIPMENTS

- 1 base with separation chamber
- 1 lighting head in plexiglass and RGB led
- 2 front panels in plexiglass
- 1 terminal strip 5x35mm²
- 1 main switch 4P 40A
- 2 circuit breakers 1P+N D20 30mA ist. A
- 2 digital energy meters 1P+N 45A
- 2 contactors 2P 25A 24Vdc
- 1 fuse holder 1P+N gG 4A
- 1 power supply 24Vdc 60W
- 1 control card + expansion
- 2 batteries 12Vdc 1,2Ah
- 2 lcd display 2x20 rows backlight
- 2 readers RFID 13,56MHz
- 2 couples of service led
- 2 stop charge push-buttons (mode free)

204.CA21B-3AUN

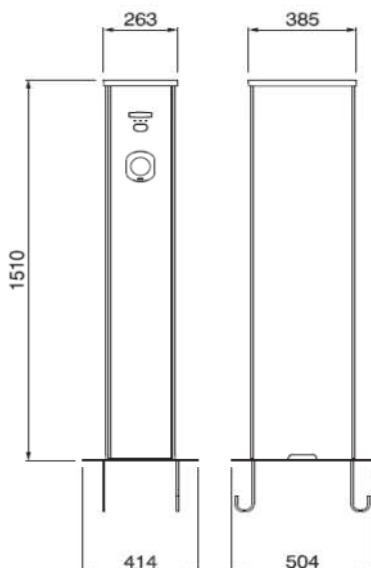
Pillar in painted galvanized steel with
 1 socket with lock Type 3A 1P+N+T 16A 230Vac 3,5kW
 1 socket with lock UNEL 1P+N+T 16A 230Vac 3,5kW



> FUNCTIONS

- charge in mode 3 with pwm circuit pilot
- protection against overcurrents and electric shock
- energy metering and current consumption
- identification of authorized user
- managing of lid locking and latching system
- charge managing in case of power outage
- working in mode stand-alone free or personal
- predisposition for serial communication

> DIMENSIONS



> REFERENCE STANDARD

EN 61851-1 (2011)

Electric vehicle conductive charging system.
 Part 1: General requirement.

EN 61439-1 (2011)

Low-voltage switchgear and control gear assemblies.
 Part 1: General requirement.

> TECHNICAL CHARACTERISTICS

Rated current:	16A
Rated voltage:	400Vac
Frequency:	50-60Hz
Insulating voltage:	500V
Protection degree:	IP54
Operating temperature:	-25°C +40°C
Material:	Galvanized steel
Glow wire test:	-
IK degree at 20°C:	IK10
Color:	Grey
Mounting:	Base
Salt mist:	Resistant
UV radiation:	Resistant

> EQUIPMENTS

- 1 base with separation chamber
- 1 lighting head in plexiglass and RGB led
- 2 front panels in plexiglass
- 1 terminal strip 5x35mm²
- 1 main switch 4P 40A
- 2 circuit breakers 1P+N D20 30mA ist. A
- 2 digital energy meters 1P+N 45A
- 2 contactors 2P 25A 24Vdc
- 1 fuse holder 1P+N gG 4A
- 1 power supply 24Vdc 60W
- 1 control card + expansion
- 2 batteries 12Vdc 1,2Ah
- 2 lcd display 2x20 rows backlight
- 2 readers RFID 13,56MHz
- 2 couples of service led
- 2 stop charge push-buttons (mode free)

204.CA21B-3A3A

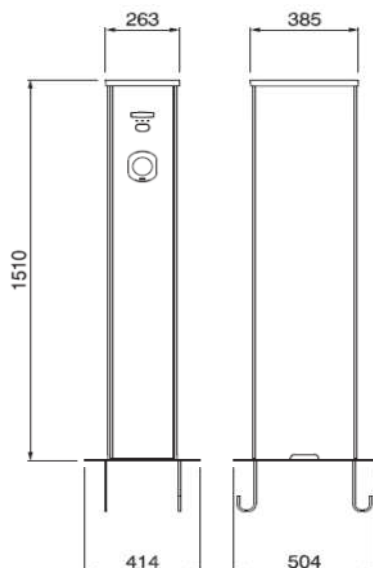
Pillar in painted galvanized steel with
2 sockets with lock Type 3A 1P+N+T 16A 230Vac 3,5kW



> FUNCTIONS

- charge in mode 3 with pwm circuit pilot
- protection against overcurrents and electric shock
- energy metering and current consumption
- identification of authorized user
- managing of lid locking and latching system
- charge managing in case of power outage
- working in mode stand-alone free or personal
- predisposition for serial communication

> DIMENSIONS



> REFERENCE STANDARD

EN 61851-1 (2011)

Electric vehicle conductive charging system.
Part 1: General requirement.

EN 61439-1 (2011)

Low-voltage switchgear and control gear assemblies.
Part 1: General requirement.

> TECHNICAL CHARACTERISTICS

Rated current:	16A
Rated voltage:	400Vac
Frequency:	50-60Hz
Insulating voltage:	500V
Protection degree:	IP54
Operating temperature:	-25°C +40°C
Material:	Galvanized steel
Glow wire test:	-
IK degree at 20°C:	IK10
Color:	Grey
Mounting:	Base
Salt mist:	Resistant
UV radiation:	Resistant

> EQUIPMENTS

- 1 base with separation chamber
- 1 lighting head in plexiglass and RGB led
- 2 front panels in plexiglass
- 1 terminal strip 5x35mm²
- 1 main switch 4P 40A
- 2 circuit breakers 1P+N D20 30mA ist. A
- 2 digital energy meters 1P+N 45A
- 2 contactors 2P 25A 24Vdc
- 1 fuse holder 1P+N gG 4A
- 1 power supply 24Vdc 60W
- 1 control card + expansion
- 2 batteries 12Vdc 1,2Ah
- 2 lcd display 2x20 rows backlight
- 2 readers RFID 13,56MHz
- 2 couples of service led
- 2 stop charge push-buttons (mode free)

204.CA21B-3CUN

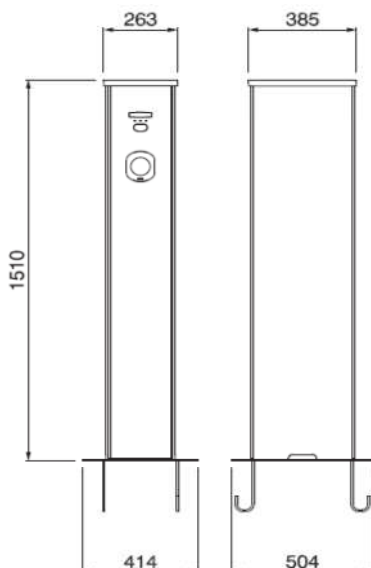
Pillar in painted galvanized steel with
 1 socket with lock Type 3C 1P+N+T 32A 230Vac 7kW
 1 socket with lock UNEL 1P+N+T 16A 230Vac 3,5kW



> FUNCTIONS

- charge in mode 3 with pwm circuit pilot
- identification of connected cord-set size
- protection against overcurrents and electric shock
- energy metering and current consumption
- identification of authorized user
- managing of lid locking and latching system
- charge managing in case of power outage
- working in mode stand-alone free or personal
- predisposition for serial communication

> DIMENSIONS



> REFERENCE STANDARD

EN 61851-1 (2011)

Electric vehicle conductive charging system.
 Part 1: General requirement.

EN 61439-1 (2011)

Low-voltage switchgear and control gear assemblies.
 Part 1: General requirement.

> TECHNICAL CHARACTERISTICS

Rated current:	32A
Rated voltage:	400Vac
Frequency:	50-60Hz
Insulating voltage:	500V
Protection degree:	IP54
Operating temperature:	-25°C +40°C
Material:	Galvanized steel
Glow wire test:	-
IK degree at 20°C:	IK10
Color:	Grey
Mounting:	Base
Salt mist:	Resistant
UV radiation:	Resistant

> EQUIPMENTS

- 1 base with separation chamber
- 1 lighting head in plexiglass and RGB led
- 2 front panels in plexiglass
- 1 terminal strip 5x35mm²
- 1 main switch 4P 40A
- 1 circuit breaker 1P+N C40 30mA ist. A
- 1 circuit breaker 1P+N D20 30mA ist. A
- 2 digital energy meters 1P+N 45A
- 1 contactor 2P 40A 24Vdc
- 1 contactor 2P 25A 24Vdc
- 1 fuse holder 1P+N gG 4A
- 1 power supply 24Vdc 60W
- 1 control card + expansion
- 2 batteries 12Vdc 1,2Ah
- 2 lcd display 2x20 rows backlight
- 2 readers RFID 13,56MHz
- 2 couples of service led
- 2 stop charge push-buttons (mode free)

204.CA21B-T2UN

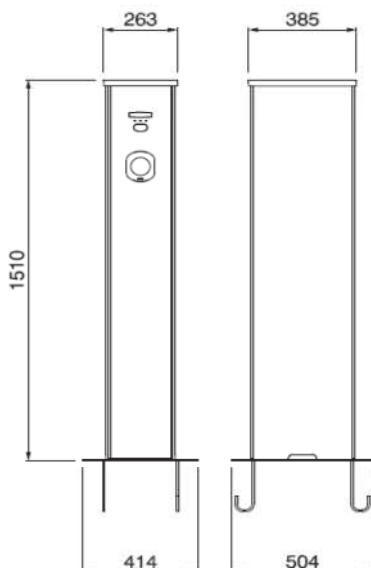
Pillar in painted galvanized steel with
 1 socket with lock Type 2 1P+N+T 32A 230Vac 7kW
 1 socket with lock UNEL 1P+N+T 16A 230Vac 3,5kW



> FUNCTIONS

- charge in mode 3 with pwm circuit pilot
- identification of connected cord-set size
- protection against overcurrents and electric shock
- energy metering and current consumption
- identification of authorized user
- managing of lid locking and latching system
- charge managing in case of power outage
- working in mode stand-alone free or personal
- predisposition for serial communication

> DIMENSIONS



> REFERENCE STANDARD

EN 61851-1 (2011)

Electric vehicle conductive charging system.
 Part 1: General requirement.

EN 61439-1 (2011)

Low-voltage switchgear and control gear assemblies.
 Part 1: General requirement.

> TECHNICAL CHARACTERISTICS

Rated current:	32A
Rated voltage:	400Vac
Frequency:	50-60Hz
Insulating voltage:	500V
Protection degree:	IP54
Operating temperature:	-25°C +40°C
Material:	Galvanized steel
Glow wire test:	-
IK degree at 20°C:	IK10
Color:	Grey
Mounting:	Base
Salt mist:	Resistant
UV radiation:	Resistant

> EQUIPMENTS

- 1 base with separation chamber
- 1 lighting head in plexiglass and RGB led
- 2 front panels in plexiglass
- 1 terminal strip 5x35mm²
- 1 main switch 4P 40A
- 1 circuit breaker 1P+N C40 30mA ist. A
- 1 circuit breaker 1P+N D20 30mA ist. A
- 2 digital energy meters 1P+N 45A
- 1 contactor 2P 40A 24Vdc
- 1 contactor 2P 25A 24Vdc
- 1 fuse holder 1P+N gG 4A
- 1 power supply 24Vdc 60W
- 1 control card + expansion
- 2 batteries 12Vdc 1,2Ah
- 2 lcd display 2x20 rows backlight
- 2 readers RFID 13,56MHz
- 2 couples of service led
- 2 stop charge push-buttons (mode free)

204.CA21B-3C3A

Pillar in painted galvanized steel with

1 socket with lock Type 3C 1P+N+T 32A 230Vac 7kW

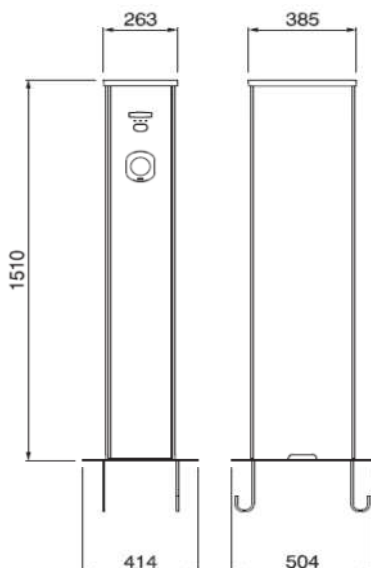
1 socket with lock Type 3A 1P+N+T 16A 230Vac 3,5kW



> FUNCTIONS

- charge in mode 3 with pwm circuit pilot
- identification of connected cord-set size
- protection against overcurrents and electric shock
- energy metering and current consumption
- identification of authorized user
- managing of lid locking and latching system
- charge managing in case of power outage
- working in mode stand-alone free or personal
- predisposition for serial communication

> DIMENSIONS



> REFERENCE STANDARD

EN 61851-1 (2011)

Electric vehicle conductive charging system.

Part 1: General requirement.

EN 61439-1 (2011)

Low-voltage switchgear and control gear assemblies.

Part 1: General requirement.

> TECHNICAL CHARACTERISTICS

Rated current:	32A
Rated voltage:	400Vac
Frequency:	50-60Hz
Insulating voltage:	500V
Protection degree:	IP54
Operating temperature:	-25°C +40°C
Material:	Galvanized steel
Glow wire test:	-
IK degree at 20°C:	IK10
Color:	Grey
Mounting:	Base
Salt mist:	Resistant
UV radiation:	Resistant

> EQUIPMENTS

- 1 base with separation chamber
- 1 lighting head in plexiglass and RGB led
- 2 front panels in plexiglass
- 1 terminal strip 5x35mm²
- 1 main switch 4P 40A
- 1 circuit breaker 1P+N C40 30mA ist. A
- 1 circuit breaker 1P+N D20 30mA ist. A
- 2 digital energy meters 1P+N 45A
- 1 contactor 2P 40A 24Vdc
- 1 contactor 2P 25A 24Vdc
- 1 fuse holder 1P+N gG 4A
- 1 power supply 24Vdc 60W
- 1 control card + expansion
- 2 batteries 12Vdc 1,2Ah
- 2 lcd display 2x20 rows backlight
- 2 readers RFID 13,56MHz
- 2 couples of service led
- 2 stop charge push-buttons (mode free)

204.CA21B-T23A

Pillar in painted galvanized steel with

1 socket with lock Type 2 1P+N+T 32A 230Vac 7kW

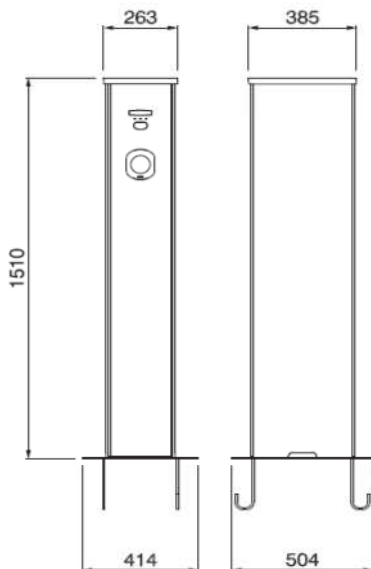
1 socket with lock Type 3A 1P+N+T 16A 230Vac 3,5kW



> FUNCTIONS

- charge in mode 3 with pwm circuit pilot
- identification of connected cord-set size
- protection against overcurrents and electric shock
- energy metering and current consumption
- identification of authorized user
- managing of lid locking and latching system
- charge managing in case of power outage
- working in mode stand-alone free or personal
- predisposition for serial communication

> DIMENSIONS



> REFERENCE STANDARD

EN 61851-1 (2011)

Electric vehicle conductive charging system.

Part 1: General requirement.

EN 61439-1 (2011)

Low-voltage switchgear and control gear assemblies.

Part 1: General requirement.

> TECHNICAL CHARACTERISTICS

Rated current:	32A
Rated voltage:	400Vac
Frequency:	50-60Hz
Insulating voltage:	500V
Protection degree:	IP54
Operating temperature:	-25°C +40°C
Material:	Galvanized steel
Glow wire test:	-
IK degree at 20°C:	IK10
Color:	Grey
Mounting:	Base
Salt mist:	Resistant
UV radiation:	Resistant

> EQUIPMENTS

- 1 base with separation chamber
- 1 lighting head in plexiglass and RGB led
- 2 front panels in plexiglass
- 1 terminal strip 5x35mm²
- 1 main switch 4P 40A
- 1 circuit breaker 1P+N C40 30mA ist. A
- 1 circuit breaker 1P+N D20 30mA ist. A
- 2 digital energy meters 1P+N 45A
- 1 contactor 2P 40A 24Vdc
- 1 contactor 2P 25A 24Vdc
- 1 fuse holder 1P+N gG 4A
- 1 power supply 24Vdc 60W
- 1 control card + expansion
- 2 batteries 12Vdc 1,2Ah
- 2 lcd display 2x20 rows backlight
- 2 readers RFID 13,56MHz
- 2 couples of service led
- 2 stop charge push-buttons (mode free)

204.CA21B-3C3C

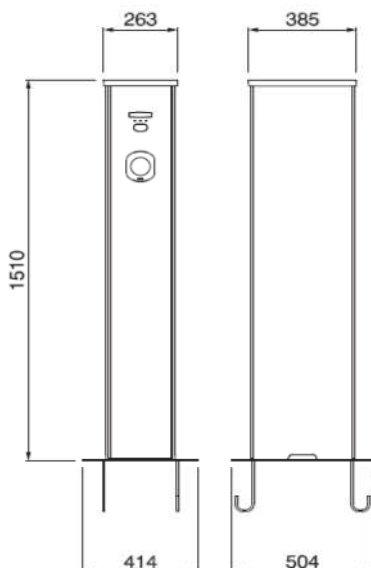
Pillar in painted galvanized steel with
2 sockets with lock Type 3C 1P+N+T 32A 230Vac 7kW



> FUNCTIONS

- charge in mode 3 with pwm circuit pilot
- identification of connected cord-set size
- protection against overcurrents and electric shock
- energy metering and current consumption
- identification of authorized user
- managing of lid locking and latching system
- charge managing in case of power outage
- working in mode stand-alone free or personal
- predisposition for serial communication

> DIMENSIONS



> REFERENCE STANDARD

EN 61851-1 (2011)

Electric vehicle conductive charging system.
Part 1: General requirement.

EN 61439-1 (2011)

Low-voltage switchgear and control gear assemblies.
Part 1: General requirement.

> TECHNICAL CHARACTERISTICS

Rated current:	32A
Rated voltage:	400Vac
Frequency:	50-60Hz
Insulating voltage:	500V
Protection degree:	IP54
Operating temperature:	-25°C +40°C
Material:	Galvanized steel
Glow wire test:	-
IK degree at 20°C:	IK10
Color:	Grey
Mounting:	Base
Salt mist:	Resistant
UV radiation:	Resistant

> EQUIPMENTS

- 1 base with separation chamber
- 1 lighting head in plexiglass and RGB led
- 2 front panels in plexiglass
- 1 terminal strip 5x35mm²
- 1 main switch 4P 40A
- 2 circuit breakers 1P+N C40 30mA ist. A
- 2 digital energy meters 1P+N 45A
- 2 contactors 2P 40A 24Vdc
- 1 fuse holder 1P+N gG 4A
- 1 power supply 24Vdc 60W
- 1 control card + expansion
- 2 batteries 12Vdc 1,2Ah
- 2 lcd display 2x20 rows backlight
- 2 readers RFID 13,56MHz
- 2 couples of service led
- 2 stop charge push-buttons (mode free)

204.CA21B-3CT2

Pillar in painted galvanized steel with

1 socket with lock Type 3C 1P+N+T 32A 230Vac 7kW

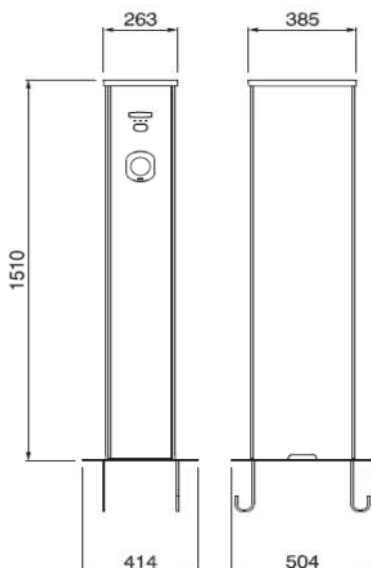
1 socket with lock Type 2 1P+N+T 32A 230Vac 7kW



> FUNCTIONS

- charge in mode 3 with pwm circuit pilot
- identification of connected cord-set size
- protection against overcurrents and electric shock
- energy metering and current consumption
- identification of authorized user
- managing of lid locking and latching system
- charge managing in case of power outage
- working in mode stand-alone free or personal
- predisposition for serial communication

> DIMENSIONS



> REFERENCE STANDARD

EN 61851-1 (2011)

Electric vehicle conductive charging system.

Part 1: General requirement.

EN 61439-1 (2011)

Low-voltage switchgear and control gear assemblies.

Part 1: General requirement.

> TECHNICAL CHARACTERISTICS

Rated current:	32A
Rated voltage:	400Vac
Frequency:	50-60Hz
Insulating voltage:	500V
Protection degree:	IP54
Operating temperature:	-25°C +40°C
Material:	Galvanized steel
Glow wire test:	-
IK degree at 20°C:	IK10
Color:	Grey
Mounting:	Base
Salt mist:	Resistant
UV radiation:	Resistant

> EQUIPMENTS

- 1 base with separation chamber
- 1 lighting head in plexiglass and RGB led
- 2 front panels in plexiglass
- 1 terminal strip 5x35mm²
- 1 main switch 4P 40A
- 2 circuit breakers 1P+N C40 30mA ist. A
- 2 digital energy meters 1P+N 45A
- 2 contactors 2P 40A 24Vdc
- 1 fuse holder 1P+N gG 4A
- 1 power supply 24Vdc 60W
- 1 control card + expansion
- 2 batteries 12Vdc 1,2Ah
- 2 lcd display 2x20 rows backlight
- 2 readers RFID 13,56MHz
- 2 couples of service led
- 2 stop charge push-buttons (mode free)

204.CA21B-T2T2

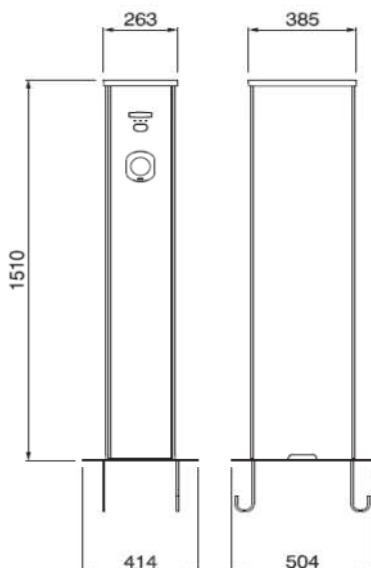
Pillar in painted galvanized steel with
2 sockets with lock Type 2 1P+N+T 32A 230Vac 7kW



> FUNCTIONS

- charge in mode 3 with pwm circuit pilot
- identification of connected cord-set size
- protection against overcurrents and electric shock
- energy metering and current consumption
- identification of authorized user
- managing of lid locking and latching system
- charge managing in case of power outage
- working in mode stand-alone free or personal
- predisposition for serial communication

> DIMENSIONS



> REFERENCE STANDARD

EN 61851-1 (2011)

Electric vehicle conductive charging system.
Part 1: General requirement.

EN 61439-1 (2011)

Low-voltage switchgear and control gear assemblies.
Part 1: General requirement.

> TECHNICAL CHARACTERISTICS

Rated current:	32A
Rated voltage:	400Vac
Frequency:	50-60Hz
Insulating voltage:	500V
Protection degree:	IP54
Operating temperature:	-25°C +40°C
Material:	Galvanized steel
Glow wire test:	-
IK degree at 20°C:	IK10
Color:	Grey
Mounting:	Base
Salt mist:	Resistant
UV radiation:	Resistant

> EQUIPMENTS

- 1 base with separation chamber
- 1 lighting head in plexiglass and RGB led
- 2 front panels in plexiglass
- 1 terminal strip 5x35mm²
- 1 main switch 4P 40A
- 2 circuit breakers 1P+N C40 30mA ist. A
- 2 digital energy meters 1P+N 45A
- 2 contactors 2P 40A 24Vdc
- 1 fuse holder 1P+N gG 4A
- 1 power supply 24Vdc 60W
- 1 control card + expansion
- 2 batteries 12Vdc 1,2Ah
- 2 lcd display 2x20 rows backlight
- 2 readers RFID 13,56MHz
- 2 couples of service led
- 2 stop charge push-buttons (mode free)

204.CA22B-3CUN

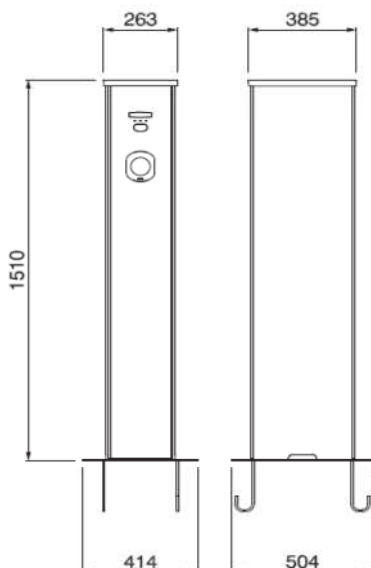
Pillar in painted galvanized steel with
 1 socket with lock Type 3C 3P+N+T 32A 400Vac 22kW
 1 socket with lock UNEL 1P+N+T 16A 230Vac 3,5kW



> FUNCTIONS

- charge in mode 3 with pwm circuit pilot
- identification of connected cord-set size
- protection against overcurrents and electric shock
- energy metering and current consumption
- identification of authorized user
- managing of lid locking and latching system
- charge managing in case of power outage
- working in mode stand-alone free or personal
- predisposition for serial communication

> DIMENSIONS



> REFERENCE STANDARD

EN 61851-1 (2011)

Electric vehicle conductive charging system.
 Part 1: General requirement.

EN 61439-1 (2011)

Low-voltage switchgear and control gear assemblies.
 Part 1: General requirement.

> TECHNICAL CHARACTERISTICS

Rated current:	50A
Rated voltage:	400Vac
Frequency:	50-60Hz
Insulating voltage:	500V
Protection degree:	IP54
Operating temperature:	-25°C +40°C
Material:	Galvanized steel
Glow wire test:	-
IK degree at 20°C:	IK10
Color:	Grey
Mounting:	Base
Salt mist:	Resistant
UV radiation:	Resistant

> EQUIPMENTS

- 1 base with separation chamber
- 1 lighting head in plexiglass and RGB led
- 2 front panels in plexiglass
- 1 terminal strip 5x35mm²
- 1 main switch 4P 80A
- 1 circuit breaker 4P C40 30mA ist. B
- 1 circuit breaker 1P+N D20 30mA ist. A
- 1 digital energy meter 3P+N 65A
- 1 digital energy meter 1P+N 45A
- 1 contactor 4P 40A 24Vdc
- 1 contactor 2P 25A 24Vdc
- 1 fuse holder 1P+N gG 4A
- 1 power supply 24Vdc 60W
- 1 control card + expansion
- 2 batteries 12Vdc 1,2Ah
- 2 lcd display 2x20 rows backlight
- 2 readers RFID 13,56MHz
- 2 couples of service led
- 2 stop charge push-buttons (mode free)

204.CA22B-T2UN

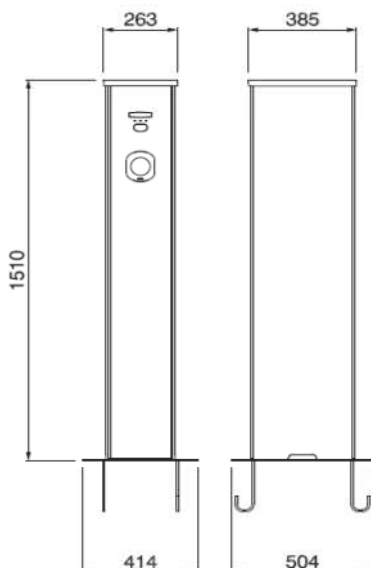
Pillar in painted galvanized steel with
 1 socket with lock Type 2 3P+N+T 32A 400Vac 22kW
 1 socket with lock UNEL 1P+N+T 16A 230Vac 3,5kW



> FUNCTIONS

- charge in mode 3 with pwm circuit pilot
- identification of connected cord-set size
- protection against overcurrents and electric shock
- energy metering and current consumption
- identification of authorized user
- managing of lid locking and latching system
- charge managing in case of power outage
- working in mode stand-alone free or personal
- predisposition for serial communication

> DIMENSIONS



> REFERENCE STANDARD

EN 61851-1 (2011)

Electric vehicle conductive charging system.
 Part 1: General requirement.

EN 61439-1 (2011)

Low-voltage switchgear and control gear assemblies.
 Part 1: General requirement.

> TECHNICAL CHARACTERISTICS

Rated current:	50A
Rated voltage:	400Vac
Frequency:	50-60Hz
Insulating voltage:	500V
Protection degree:	IP54
Operating temperature:	-25°C +40°C
Material:	Galvanized steel
Glow wire test:	-
IK degree at 20°C:	IK10
Color:	Grey
Mounting:	Base
Salt mist:	Resistant
UV radiation:	Resistant

> EQUIPMENTS

- 1 base with separation chamber
- 1 lighting head in plexiglass and RGB led
- 2 front panels in plexiglass
- 1 terminal strip 5x35mm²
- 1 main switch 4P 80A
- 1 circuit breaker 4P C40 30mA ist. B
- 1 circuit breaker 1P+N D20 30mA ist. A
- 1 digital energy meter 3P+N 65A
- 1 digital energy meter 1P+N 45A
- 1 contactor 4P 40A 24Vdc
- 1 contactor 2P 25A 24Vdc
- 1 fuse holder 1P+N gG 4A
- 1 power supply 24Vdc 60W
- 1 control card + expansion
- 2 batteries 12Vdc 1,2Ah
- 2 lcd display 2x20 rows backlight
- 2 readers RFID 13,56MHz
- 2 couples of service led
- 2 stop charge push-buttons (mode free)

204.CA22B-3C3A

Pillar in painted galvanized steel with

1 socket with lock Type 3C 3P+N+T 32A 400Vac 22kW

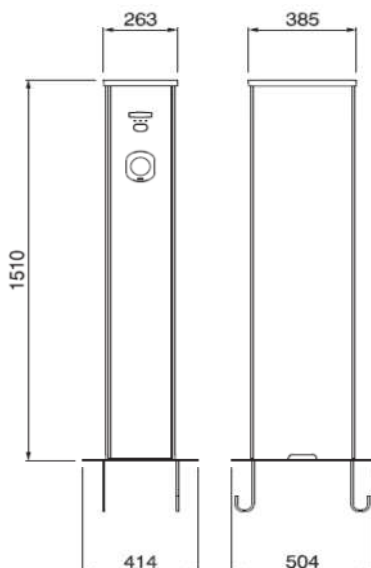
1 socket with lock Type 3A 1P+N+T 16A 230Vac 3,5kW



> FUNCTIONS

- charge in mode 3 with pwm circuit pilot
- identification of connected cord-set size
- protection against overcurrents and electric shock
- energy metering and current consumption
- identification of authorized user
- managing of lid locking and latching system
- charge managing in case of power outage
- working in mode stand-alone free or personal
- predisposition for serial communication

> DIMENSIONS



> REFERENCE STANDARD

EN 61851-1 (2011)

Electric vehicle conductive charging system.

Part 1: General requirement.

EN 61439-1 (2011)

Low-voltage switchgear and control gear assemblies.

Part 1: General requirement.

> TECHNICAL CHARACTERISTICS

Rated current:	50A
Rated voltage:	400Vac
Frequency:	50-60Hz
Insulating voltage:	500V
Protection degree:	IP54
Operating temperature:	-25°C +40°C
Material:	Galvanized steel
Glow wire test:	-
IK degree at 20°C:	IK10
Color:	Grey
Mounting:	Base
Salt mist:	Resistant
UV radiation:	Resistant

> EQUIPMENTS

- 1 base with separation chamber
- 1 lighting head in plexiglass and RGB led
- 2 front panels in plexiglass
- 1 terminal strip 5x35mm²
- 1 main switch 4P 80A
- 1 circuit breaker 4P C40 30mA ist. B
- 1 circuit breaker 1P+N D20 30mA ist. A
- 1 digital energy meter 3P+N 65A
- 1 digital energy meter 1P+N 45A
- 1 contactor 4P 40A 24Vdc
- 1 contactor 2P 25A 24Vdc
- 1 fuse holder 1P+N gG 4A
- 1 power supply 24Vdc 60W
- 1 control card + expansion
- 2 batteries 12Vdc 1,2Ah
- 2 lcd display 2x20 rows backlight
- 2 readers RFID 13,56MHz
- 2 couples of service led
- 2 stop charge push-buttons (mode free)

204.CA22B-T23A

Pillar in painted galvanized steel with

1 socket with lock Type 2 3P+N+T 32A 400Vac 22kW

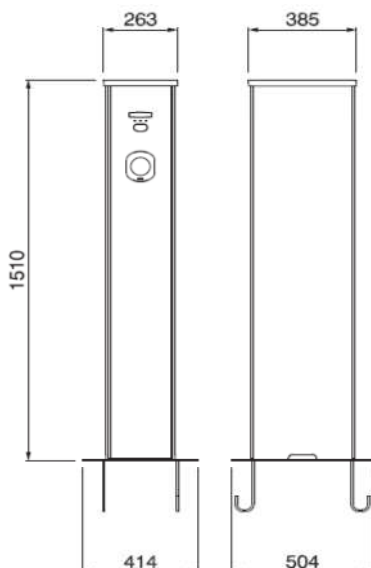
1 socket with lock Type 3A 1P+N+T 16A 230Vac 3,5kW



> FUNCTIONS

- charge in mode 3 with pwm circuit pilot
- identification of connected cord-set size
- protection against overcurrents and electric shock
- energy metering and current consumption
- identification of authorized user
- managing of lid locking and latching system
- charge managing in case of power outage
- working in mode stand-alone free or personal
- predisposition for serial communication

> DIMENSIONS



> REFERENCE STANDARD

EN 61851-1 (2011)

Electric vehicle conductive charging system.

Part 1: General requirement.

EN 61439-1 (2011)

Low-voltage switchgear and control gear assemblies.

Part 1: General requirement.

> TECHNICAL CHARACTERISTICS

Rated current:	50A
Rated voltage:	400Vac
Frequency:	50-60Hz
Insulating voltage:	500V
Protection degree:	IP54
Operating temperature:	-25°C +40°C
Material:	Galvanized steel
Glow wire test:	-
IK degree at 20°C:	IK10
Color:	Grey
Mounting:	Base
Salt mist:	Resistant
UV radiation:	Resistant

> EQUIPMENTS

- 1 base with separation chamber
- 1 lighting head in plexiglass and RGB led
- 2 front panels in plexiglass
- 1 terminal strip 5x35mm²
- 1 main switch 4P 80A
- 1 circuit breaker 4P C40 30mA ist. B
- 1 circuit breaker 1P+N D20 30mA ist. A
- 1 digital energy meter 3P+N 65A
- 1 digital energy meter 1P+N 45A
- 1 contactor 4P 40A 24Vdc
- 1 contactor 2P 25A 24Vdc
- 1 fuse holder 1P+N gG 4A
- 1 power supply 24Vdc 60W
- 1 control card + expansion
- 2 batteries 12Vdc 1,2Ah
- 2 lcd display 2x20 rows backlight
- 2 readers RFID 13,56MHz
- 2 couples of service led
- 2 stop charge push-buttons (mode free)

204.CA23B-3C3C

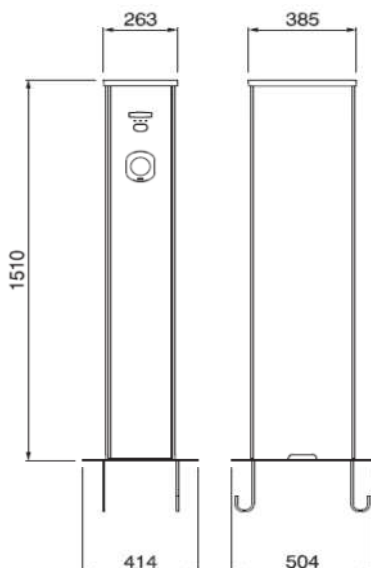
Pillar in painted galvanized steel with
2 sockets with lock Type 3C 3P+N+T 32A 400Vac 22kW



> FUNCTIONS

- charge in mode 3 with pwm circuit pilot
- identification of connected cord-set size
- protection against overcurrents and electric shock
- energy metering and current consumption
- identification of authorized user
- managing of lid locking and latching system
- charge managing in case of power outage
- working in mode stand-alone free or personal
- predisposition for serial communication

> DIMENSIONS



> REFERENCE STANDARD

EN 61851-1 (2011)

Electric vehicle conductive charging system.
Part 1: General requirement.

EN 61439-1 (2011)

Low-voltage switchgear and control gear assemblies.
Part 1: General requirement.

> TECHNICAL CHARACTERISTICS

Rated current:	63A
Rated voltage:	400Vac
Frequency:	50-60Hz
Insulating voltage:	500V
Protection degree:	IP54
Operating temperature:	-25°C +40°C
Material:	Galvanized steel
Glow wire test:	-
IK degree at 20°C:	IK10
Color:	Grey
Mounting:	Base
Salt mist:	Resistant
UV radiation:	Resistant

> EQUIPMENTS

- 1 base with separation chamber
- 1 lighting head in plexiglass and RGB led
- 2 front panels in plexiglass
- 1 terminal strip 5x35mm²
- 1 main switch 4P 80A
- 2 circuit breakers 4P C40 30mA ist. B
- 2 digital energy meters 3P+N 65A
- 2 contactors 4P 40A 24Vdc
- 1 fuse holder 1P+N gG 4A
- 1 power supply 24Vdc 60W
- 1 control card + expansion
- 2 batteries 12Vdc 1,2Ah
- 2 lcd display 2x20 rows backlight
- 2 readers RFID 13,56MHz
- 2 couples of service led
- 2 stop charge push-buttons (mode free)

204.CA23B-3CT2

Pillar in painted galvanized steel with

1 socket with lock Type 3C 3P+N+T 32A 400Vac 22kW

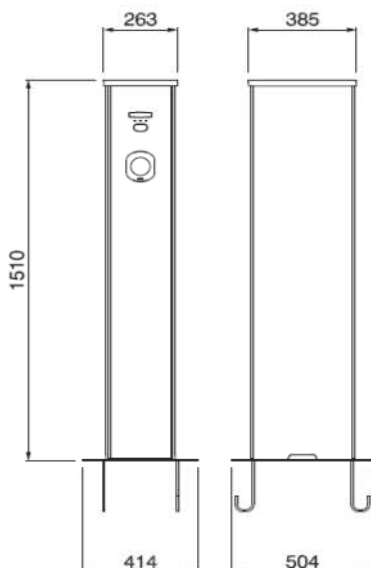
1 socket with lock Type 2 3P+N+T 32A 400Vac 22kW



> FUNCTIONS

- charge in mode 3 with pwm circuit pilot
- identification of connected cord-set size
- protection against overcurrents and electric shock
- energy metering and current consumption
- identification of authorized user
- managing of lid locking and latching system
- charge managing in case of power outage
- working in mode stand-alone free or personal
- predisposition for serial communication

> DIMENSIONS



> REFERENCE STANDARD

EN 61851-1 (2011)

Electric vehicle conductive charging system.

Part 1: General requirement.

EN 61439-1 (2011)

Low-voltage switchgear and control gear assemblies.

Part 1: General requirement.

> TECHNICAL CHARACTERISTICS

Rated current:	63A
Rated voltage:	400Vac
Frequency:	50-60Hz
Insulating voltage:	500V
Protection degree:	IP54
Operating temperature:	-25°C +40°C
Material:	Galvanized steel
Glow wire test:	-
IK degree at 20°C:	IK10
Color:	Grey
Mounting:	Base
Salt mist:	Resistant
UV radiation:	Resistant

> EQUIPMENTS

- 1 base with separation chamber
- 1 lighting head in plexiglass and RGB led
- 2 front panels in plexiglass
- 1 terminal strip 5x35mm²
- 1 main switch 4P 80A
- 2 circuit breakers 4P C40 30mA ist. B
- 2 digital energy meters 3P+N 65A
- 2 contactors 4P 40A 24Vdc
- 1 fuse holder 1P+N gG 4A
- 1 power supply 24Vdc 60W
- 1 control card + expansion
- 2 batteries 12Vdc 1,2Ah
- 2 lcd display 2x20 rows backlight
- 2 readers RFID 13,56MHz
- 2 couples of service led
- 2 stop charge push-buttons (mode free)

204.CA23B-T2T2

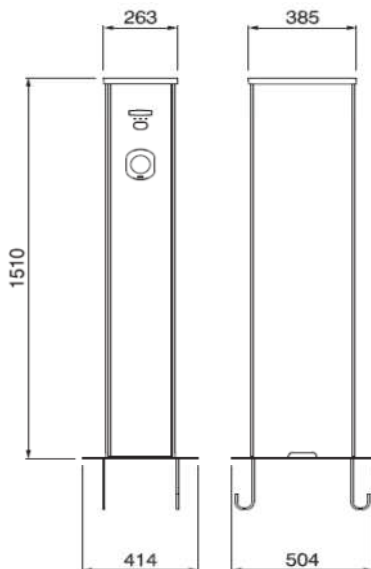
Pillar in painted galvanized steel with
2 sockets with lock Type 2 3P+N+T 32A 400Vac 22kW



> FUNCTIONS

- charge in mode 3 with pwm circuit pilot
- identification of connected cord-set size
- protection against overcurrents and electric shock
- energy metering and current consumption
- identification of authorized user
- managing of lid locking and latching system
- charge managing in case of power outage
- working in mode stand-alone free or personal
- predisposition for serial communication

> DIMENSIONS



> REFERENCE STANDARD

EN 61851-1 (2011)

Electric vehicle conductive charging system.
Part 1: General requirement.

EN 61439-1 (2011)

Low-voltage switchgear and control gear assemblies.
Part 1: General requirement.

> TECHNICAL CHARACTERISTICS

Rated current:	63A
Rated voltage:	400Vac
Frequency:	50-60Hz
Insulating voltage:	500V
Protection degree:	IP54
Operating temperature:	-25°C +40°C
Material:	Galvanized steel
Glow wire test:	-
IK degree at 20°C:	IK10
Color:	Grey
Mounting:	Base
Salt mist:	Resistant
UV radiation:	Resistant

> EQUIPMENTS

- 1 base with separation chamber
- 1 lighting head in plexiglass and RGB led
- 2 front panels in plexiglass
- 1 terminal strip 5x35mm²
- 1 main switch 4P 80A
- 2 circuit breakers 4P C40 30mA ist. B
- 2 digital energy meters 3P+N 65A
- 2 contactors 4P 40A 24Vdc
- 1 fuse holder 1P+N gG 4A
- 1 power supply 24Vdc 60W
- 1 control card + expansion
- 2 batteries 12Vdc 1,2Ah
- 2 lcd display 2x20 rows backlight
- 2 readers RFID 13,56MHz
- 2 couples of service led
- 2 stop charge push-buttons (mode free)

204.CA21R-T11T11

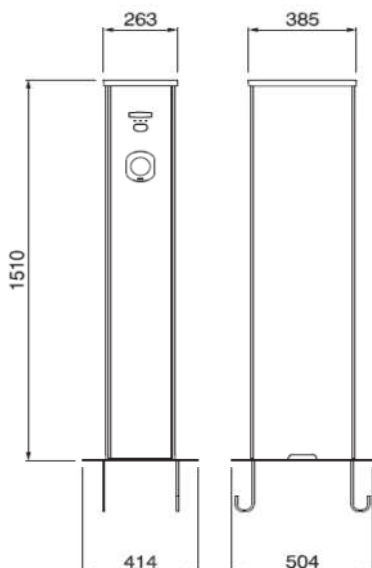
Pillar in painted galvanized steel with
2 connectors with rfid Type 1 1P+N+T 16A 230Vac 3,5kW



> FUNCTIONS

- charge in mode 3 with pwm circuit pilot
- protection against overcurrents and electric shock
- energy metering and current consumption
- power contactor aperture monitoring
- identification of authorized user
- charge managing in case of power outage
- working in mode stand-alone free or personal
- predisposition for serial communication

> DIMENSIONS



> REFERENCE STANDARD

EN 61851-1 (2011)

Electric vehicle conductive charging system.
Part 1: General requirement.

EN 61439-1 (2011)

Low-voltage switchgear and control gear assemblies.
Part 1: General requirement.

> TECHNICAL CHARACTERISTICS

Rated current:	16A
Rated voltage:	400Vac
Frequency:	50-60Hz
Insulating voltage:	500V
Protection degree:	IP44
Operating temperature:	-25°C +40°C
Material:	Galvanized steel
Glow wire test:	-
IK degree at 20°C:	IK10
Color:	Grey
Mounting:	Base
Salt mist:	Resistant
UV radiation:	Resistant

> EQUIPMENTS

- 1 base with separation chamber
- 1 lighting head in plexiglass and RGB led
- 2 front panels in plexiglass
- 1 terminal strip 5x35mm²
- 1 main switch 4P 40A
- 2 circuit breakers 1P+N D20 30mA ist. A
- 2 shunt trip releases 24Vdc
- 2 digital energy meters 1P+N 45A
- 2 contactors 2P 16A 24Vdc
- 1 fuse holder 1P+N gG 4A
- 1 power supply 24Vdc 36W
- 1 control card + expansion
- 2 batteries 12Vdc 1,2Ah
- 2 lcd display 2x20 rows backlight
- 2 readers RFID 13,56MHz
- 2 couples of service led
- 2 stop charge push-buttons (mode free)

204.CA21R-T21T21

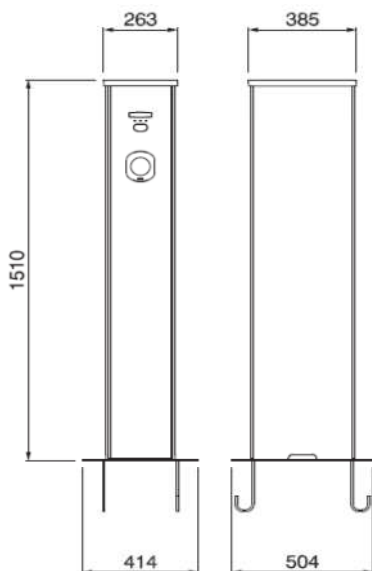
Pillar in painted galvanized steel with
2 connectors with rfid Type 2 1P+N+T 16A 230Vac 3,5kW



> FUNCTIONS

- charge in mode 3 with pwm circuit pilot
- protection against overcurrents and electric shock
- energy metering and current consumption
- power contactor aperture monitoring
- identification of authorized user
- charge managing in case of power outage
- working in mode stand-alone free or personal
- predisposition for serial communication

> DIMENSIONS



> REFERENCE STANDARD

EN 61851-1 (2011)

Electric vehicle conductive charging system.
Part 1: General requirement.

EN 61439-1 (2011)

Low-voltage switchgear and control gear assemblies.
Part 1: General requirement.

> TECHNICAL CHARACTERISTICS

Rated current:	16A
Rated voltage:	400Vac
Frequency:	50-60Hz
Insulating voltage:	500V
Protection degree:	IP44
Operating temperature:	-25°C +40°C
Material:	Galvanized steel
Glow wire test:	-
IK degree at 20°C:	IK10
Color:	Grey
Mounting:	Base
Salt mist:	Resistant
UV radiation:	Resistant

> EQUIPMENTS

- 1 base with separation chamber
- 1 lighting head in plexiglass and RGB led
- 2 front panels in plexiglass
- 1 terminal strip 5x35mm²
- 1 main switch 4P 40A
- 2 circuit breakers 1P+N D20 30mA ist. A
- 2 shunt trip releases 24Vdc
- 2 digital energy meters 1P+N 45A
- 2 contactors 2P 16A 24Vdc
- 1 fuse holder 1P+N gG 4A
- 1 power supply 24Vdc 36W
- 1 control card + expansion
- 2 batteries 12Vdc 1,2Ah
- 2 lcd display 2x20 rows backlight
- 2 readers RFID 13,56MHz
- 2 couples of service led
- 2 stop charge push-buttons (mode free)

204.CA13R-T26

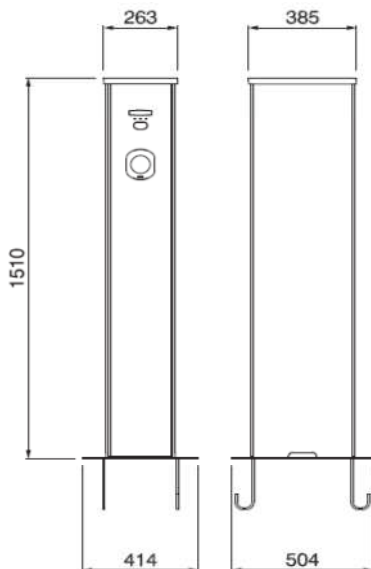
Pillar in painted galvanized steel with
1 connector with rfid Type 2 3P+N+T 63A 400Vac 44kW



> FUNCTIONS

- charge in mode 3 with pwm circuit pilot
- protection against overcurrents and electric shock
- energy metering and current consumption
- power contactor aperture monitoring
- identification of authorized user
- charge managing in case of power outage
- working in mode stand-alone free or personal
- predisposition for serial communication

> DIMENSIONS



> REFERENCE STANDARD

EN 61851-1 (2011)

Electric vehicle conductive charging system.
Part 1: General requirement.

EN 61439-1 (2011)

Low-voltage switchgear and control gear assemblies.
Part 1: General requirement.

> TECHNICAL CHARACTERISTICS

Rated current:	63A
Rated voltage:	400Vac
Frequency:	50-60Hz
Insulating voltage:	500V
Protection degree:	IP44
Operating temperature:	-25°C +40°C
Material:	Galvanized steel
Glow wire test:	-
IK degree at 20°C:	IK10
Color:	Grey
Mounting:	Base
Salt mist:	Resistant
UV radiation:	Resistant

> EQUIPMENTS

- 1 base with separation chamber
- 1 lighting head in plexiglass and RGB led
- 2 front panels in plexiglass
- 1 terminal strip 5x35mm²
- 1 circuit breaker 4P C63 30mA ist. B
- 1 shunt trip release 24Vdc
- 1 digital energy meter 3P+N 65A
- 1 contactor 4P 63A 24Vdc
- 1 fuse holder 1P+N gG 4A
- 1 power supply 24Vdc 36W
- 1 control card + expansion
- 2 batteries 12Vdc 1,2Ah
- 1 lcd display 2x20 rows backlight
- 1 reader RFID 13,56MHz
- 1 couple of service led
- 1 stop charge push-button (mode free)

204.CA41B-001

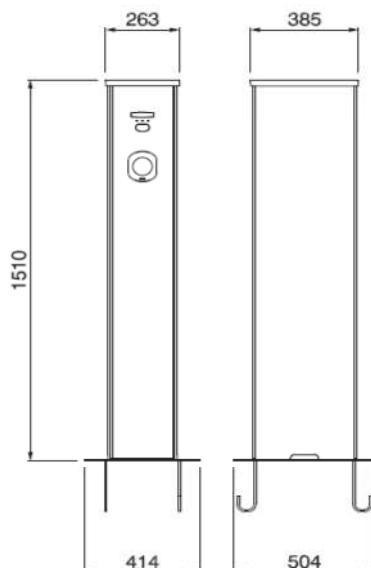
Pillar in painted galvanized steel with
 2 sockets with lock Type 3C and Type 2 1P+N+T 32A 230Vac 7kV
 2 sockets with lock Type 3A 1P+N+T 16A 230Vac 3,5kW



> FUNCTIONS

- charge in mode 3 with pwm circuit pilot
- identification of connected cord-set size
- protection against overcurrents and electric shock
- energy metering and current consumption
- identification of authorized user
- managing of lid locking and latching system
- charge managing in case of power outage
- working in mode stand-alone free or personal
- predisposition for serial communication

> DIMENSIONS



> REFERENCE STANDARD

EN 61851-1 (2011)

Electric vehicle conductive charging system.
 Part 1: General requirement.

EN 61439-1 (2011)

Low-voltage switchgear and control gear assemblies.
 Part 1: General requirement.

> TECHNICAL CHARACTERISTICS

Rated current:	32A
Rated voltage:	400Vac
Frequency:	50-60Hz
Insulating voltage:	500V
Protection degree:	IP54
Operating temperature:	-25°C +40°C
Material:	Galvanized steel
Glow wire test:	-
IK degree at 20°C:	IK10
Color:	Grey
Mounting:	Base
Salt mist:	Resistant
UV radiation:	Resistant

> EQUIPMENTS

- 1 base with separation chamber
- 1 lighting head in plexiglass and RGB led
- 2 front panels in plexiglass
- 1 terminal strip 5x35mm²
- 1 main switch 4P 40A
- 2 circuit breakers 1P+N C40 30mA ist. A
- 2 circuit breakers 1P+N D20 30mA ist. A
- 4 digital energy meters 1P+N 45A
- 2 contactors 2P 40A 24Vdc
- 2 contactors 2P 20A 24Vdc
- 2 fuse holders 1P+N gG 4A
- 2 power supplies 24Vdc 60W
- 2 control cards + expansion
- 2 batteries 12Vdc 1,2Ah
- 4 display lcd 2x20 rows backlight
- 4 readers RFID 13,56MHz
- 4 couples of service led
- 4 stop charge push-buttons (mode free)

204.CA41B-002

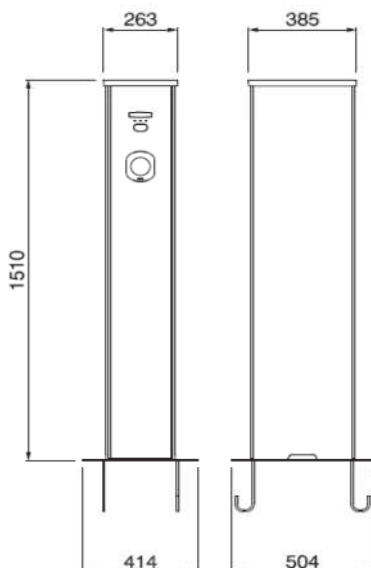
Pillar in painted galvanized steel with
 2 sockets with lock Type 2 1P+N+T 32A 230Vac 7kW
 2 sockets with lock Type 3A 1P+N+T 16A 230Vac 3,5kW



> FUNCTIONS

- charge in mode 3 with pwm circuit pilot
- identification of connected cord-set size
- protection against overcurrents and electric shock
- energy metering and current consumption
- identification of authorized user
- managing of lid locking and latching system
- charge managing in case of power outage
- working in mode stand-alone free or personal
- predisposition for serial communication

> DIMENSIONS



> REFERENCE STANDARD

EN 61851-1 (2011)

Electric vehicle conductive charging system.
 Part 1: General requirement.

EN 61439-1 (2011)

Low-voltage switchgear and control gear assemblies.
 Part 1: General requirement.

> TECHNICAL CHARACTERISTICS

Rated current:	32A
Rated voltage:	400Vac
Frequency:	50-60Hz
Insulating voltage:	500V
Protection degree:	IP54
Operating temperature:	-25°C +40°C
Material:	Galvanized steel
Glow wire test:	-
IK degree at 20°C:	IK10
Color:	Grey
Mounting:	Base
Salt mist:	Resistant
UV radiation:	Resistant

> EQUIPMENTS

- 1 base with separation chamber
- 1 lighting head in plexiglass and RGB led
- 2 front panels in plexiglass
- 1 terminal strip 5x35mm²
- 1 main switch 4P 40A
- 2 circuit breakers 1P+N C40 30mA ist. A
- 2 circuit breakers 1P+N D20 30mA ist. A
- 4 digital energy meters 1P+N 45A
- 2 contactors 2P 40A 24Vdc
- 2 contactors 2P 20A 24Vdc
- 2 fuse holders 1P+N gG 4A
- 2 power supplies 24Vdc 60W
- 2 control cards + expansion
- 2 batteries 12Vdc 1,2Ah
- 4 display lcd 2x20 rows backlight
- 4 readers RFID 13,56MHz
- 4 couples of service led
- 4 stop charge push-buttons (mode free)

204.CA42B-001

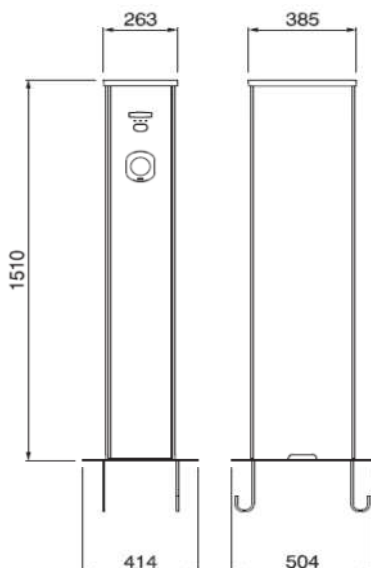
Pillar in painted galvanized steel with
 2 sockets with lock Type 2 3P+N+T 32A 400Vac 22kW
 2 sockets with lock Type 3A 1P+N+T 16A 230Vac 3,5kW



> FUNCTIONS

- charge in mode 3 with pwm circuit pilot
- identification of connected cord-set size
- protection against overcurrents and electric shock
- energy metering and current consumption
- identification of authorized user
- managing of lid locking and latching system
- charge managing in case of power outage
- working in mode stand-alone free or personal
- predisposition for serial communication

> DIMENSIONS



> REFERENCE STANDARD

EN 61851-1 (2011)

Electric vehicle conductive charging system.
 Part 1: General requirement.

EN 61439-1 (2011)

Low-voltage switchgear and control gear assemblies.
 Part 1: General requirement.

> TECHNICAL CHARACTERISTICS

Rated current:	80A
Rated voltage:	400Vac
Frequency:	50-60Hz
Insulating voltage:	500V
Protection degree:	IP54
Operating temperature:	-25°C +40°C
Material:	Galvanized steel
Glow wire test:	-
IK degree at 20°C:	IK10
Color:	Grey
Mounting:	Base
Salt mist:	Resistant
UV radiation:	Resistant

> EQUIPMENTS

- 1 base with separation chamber
- 1 lighting head in plexiglass and RGB led
- 2 front panels in plexiglass
- 1 terminal strip 5x35mm²
- 1 main switch 4P 80A
- 2 circuit breakers 4P+N C40 30mA ist. B
- 2 circuit breakers 1P+N D20 30mA ist. A
- 2 digital energy meters 4P 65A
- 2 digital energy meters 1P+N 45A
- 2 contactors 4P 40A 24Vdc
- 2 contactors 2P 20A 24Vdc
- 2 fuse holders 1P+N gG 4A
- 2 power supplies 24Vdc 60W
- 2 control cards + expansion
- 2 batteries 12Vdc 1,2Ah
- 4 display lcd 2x20 rows backlight
- 4 readers RFID 13,56MHz
- 4 couples of service led
- 4 stop charge push-buttons (mode free)

204.CB21B-3A3A

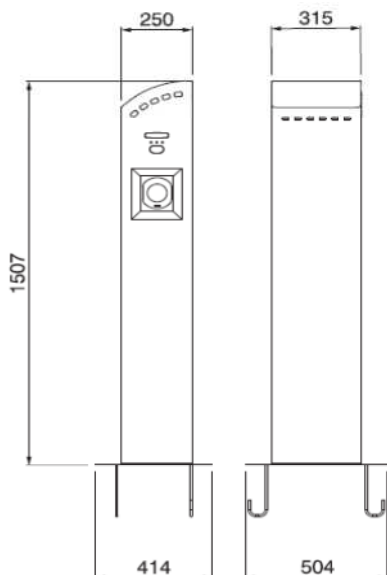
Pillar in stainless steel with
2 sockets with lock Type 3A 1P+N+T 16A 230Vac 3,5kW



> FUNCTIONS

- charge in mode 3 with pwm circuit pilot
- protection against overcurrents and electric shock
- energy metering and current consumption
- identification of authorized user
- managing of lid locking and latching system
- charge managing in case of power outage
- working in mode stand-alone free or personal
- predisposition for serial communication

> DIMENSIONS



> REFERENCE STANDARD

EN 61851-1 (2011)

Electric vehicle conductive charging system.
Part 1: General requirement.

EN 61439-1 (2011)

Low-voltage switchgear and control gear assemblies.
Part 1: General requirement.

> TECHNICAL CHARACTERISTICS

Rated current:	16A
Rated voltage:	400Vac
Frequency:	50-60Hz
Insulating voltage:	500V
Protection degree:	IP54
Operating temperature:	-25°C +40°C
Material:	Stainless steel Aisi 304
Glow wire test:	-
IK degree at 20°C:	IK10
Color:	Polished
Mounting:	Base
Salt mist:	Resistant
UV radiation:	Resistant

> EQUIPMENTS

- 1 base with separation chamber
- 1 lighting head in plexiglass and RGB led
- 1 terminal strip 5x35mm²
- 1 main switch 4P 40A
- 2 circuit breakers 1P+N D20 30mA ist. A
- 2 digital energy meters 1P+N 45A
- 2 contactors 2P 25A 24Vdc
- 1 fuse holder 1P+N gG 4A
- 1 power supply 24Vdc 60W
- 1 control card + expansion
- 2 batteries 12Vdc 1,2Ah
- 2 lcd display 2x20 rows backlight
- 2 readers RFID 13,56MHz
- 2 couples of service led
- 2 stop charge push-buttons (mode free)

204.CB21B-3C3A

Pillar in stainless steel with

1 socket with lock Type 3C 1P+N+T 32A 230Vac 7kW

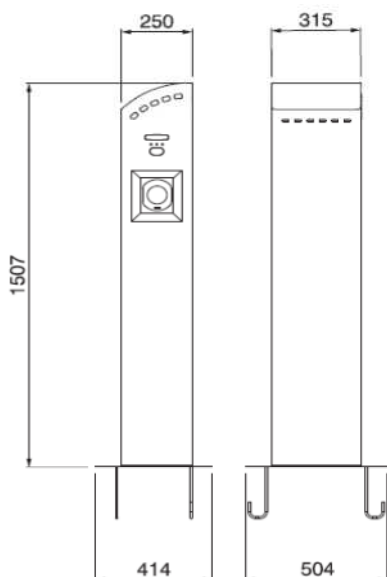
1 socket with lock Type 3A 1P+N+T 16A 230Vac 3,5kW



> FUNCTIONS

- charge in mode 3 with pwm circuit pilot
- identification of connected cord-set size
- protection against overcurrents and electric shock
- energy metering and current consumption
- identification of authorized user
- managing of lid locking and latching system
- charge managing in case of power outage
- working in mode stand-alone free or personal
- predisposition for serial communication

> DIMENSIONS



> REFERENCE STANDARD

EN 61851-1 (2011)

Electric vehicle conductive charging system.

Part 1: General requirement.

EN 61439-1 (2011)

Low-voltage switchgear and control gear assemblies.

Part 1: General requirement.

> TECHNICAL CHARACTERISTICS

Rated current:	32A
Rated voltage:	400Vac
Frequency:	50-60Hz
Insulating voltage:	500V
Protection degree:	IP54
Operating temperature:	-25°C +40°C
Material:	Stainless steel Aisi 304
Glow wire test:	-
IK degree at 20°C:	IK10
Color:	Polished
Mounting:	Base
Salt mist:	Resistant
UV radiation:	Resistant

> EQUIPMENTS

- 1 base with separation chamber
- 1 lighting head in plexiglass and RGB led
- 1 terminal strip 5x35mm²
- 1 main switch 4P 40A
- 1 circuit breaker 1P+N C40 30mA ist. A
- 1 circuit breaker 1P+N D20 30mA ist. A
- 2 digital energy meters 1P+N 45A
- 1 contactor 2P 40A 24Vdc
- 1 contactor 2P 25A 24Vdc
- 1 fuse holder 1P+N gG 4A
- 1 power supply 24Vdc 60W
- 1 control card + expansion
- 2 batteries 12Vdc 1,2Ah
- 2 lcd display 2x20 rows backlight
- 2 readers RFID 13,56MHz
- 2 couples of service led
- 2 stop charge push-buttons (mode free)

204.CB21B-T23A

Pillar in stainless steel with

1 socket with lock Type 2 1P+N+T 32A 230Vac 7kW

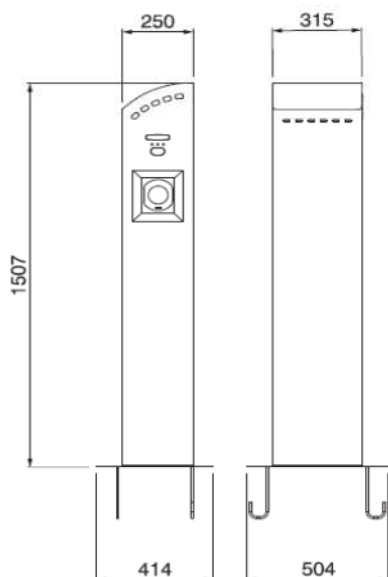
1 socket with lock Type 3A 1P+N+T 16A 230Vac 3,5kW



> FUNCTIONS

- charge in mode 3 with pwm circuit pilot
- identification of connected cord-set size
- protection against overcurrents and electric shock
- energy metering and current consumption
- identification of authorized user
- managing of lid locking and latching system
- charge managing in case of power outage
- working in mode stand-alone free or personal
- predisposition for serial communication

> DIMENSIONS



> REFERENCE STANDARD

EN 61851-1 (2011)

Electric vehicle conductive charging system.

Part 1: General requirement.

EN 61439-1 (2011)

Low-voltage switchgear and control gear assemblies.

Part 1: General requirement.

> TECHNICAL CHARACTERISTICS

Rated current:	32A
Rated voltage:	400Vac
Frequency:	50-60Hz
Insulating voltage:	500V
Protection degree:	IP54
Operating temperature:	-25°C +40°C
Material:	Stainless steel Aisi 304
Glow wire test:	-
IK degree at 20°C:	IK10
Color:	Polished
Mounting:	Base
Salt mist:	Resistant
UV radiation:	Resistant

> EQUIPMENTS

- 1 base with separation chamber
- 1 lighting head in plexiglass and RGB led
- 1 terminal strip 5x35mm²
- 1 main switch 4P 40A
- 1 circuit breaker 1P+N C40 30mA ist. A
- 1 circuit breaker 1P+N D20 30mA ist. A
- 2 digital energy meters 1P+N 45A
- 1 contactor 2P 40A 24Vdc
- 1 contactor 2P 25A 24Vdc
- 1 fuse holder 1P+N gG 4A
- 1 power supply 24Vdc 60W
- 1 control card + expansion
- 2 batteries 12Vdc 1,2Ah
- 2 lcd display 2x20 rows backlight
- 2 readers RFID 13,56MHz
- 2 couples of service led
- 2 stop charge push-buttons (mode free)

204.CB21B-3C3C

Pillar in stainless steel with

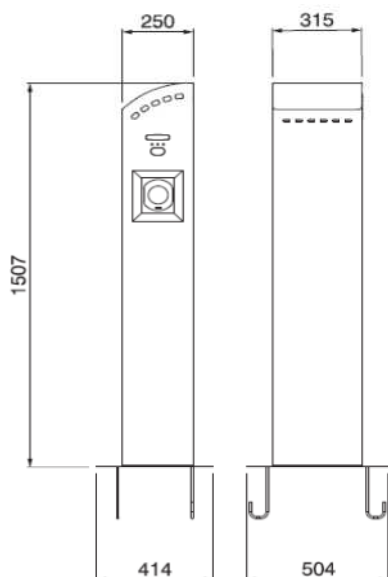
2 sockets with lock Type 3C 1P+N+T 32A 230Vac 7kW



> FUNCTIONS

- charge in mode 3 with pwm circuit pilot
- identification of connected cord-set size
- protection against overcurrents and electric shock
- energy metering and current consumption
- identification of authorized user
- managing of lid locking and latching system
- charge managing in case of power outage
- working in mode stand-alone free or personal
- predisposition for serial communication

> DIMENSIONS



> REFERENCE STANDARD

EN 61851-1 (2011)

Electric vehicle conductive charging system.

Part 1: General requirement.

EN 61439-1 (2011)

Low-voltage switchgear and control gear assemblies.

Part 1: General requirement.

> TECHNICAL CHARACTERISTICS

Rated current:	32A
Rated voltage:	400Vac
Frequency:	50-60Hz
Insulating voltage:	500V
Protection degree:	IP54
Operating temperature:	-25°C +40°C
Material:	Stainless steel Aisi 304
Glow wire test:	-
IK degree at 20°C:	IK10
Color:	Polished
Mounting:	Base
Salt mist:	Resistant
UV radiation:	Resistant

> EQUIPMENTS

- 1 base with separation chamber
- 1 lighting head in plexiglass and RGB led
- 1 terminal strip 5x35mm²
- 1 main switch 4P 40A
- 2 circuit breakers 1P+N C40 30mA ist. A
- 2 digital energy meters 1P+N 45A
- 2 contactors 2P 40A 24Vdc
- 1 fuse holder 1P+N gG 4A
- 1 power supply 24Vdc 60W
- 1 control card + expansion
- 2 batteries 12Vdc 1,2Ah
- 2 lcd display 2x20 rows backlight
- 2 readers RFID 13,56MHz
- 2 couples of service led
- 2 stop charge push-buttons (mode free)

204.CB21B-3CT2

Pillar in stainless steel with

1 socket with lock Type 3C 1P+N+T 32A 230Vac 7kW

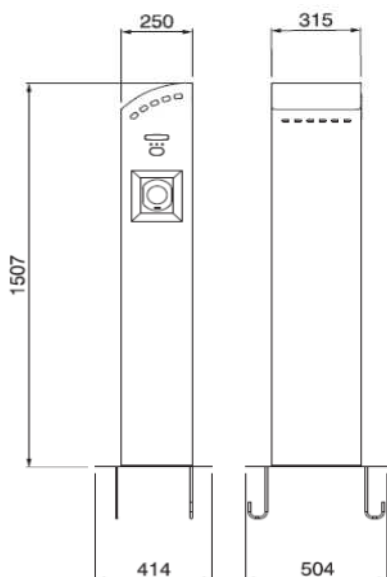
1 socket with lock Type 2 1P+N+T 32A 230Vac 7kW



> FUNCTIONS

- charge in mode 3 with pwm circuit pilot
- identification of connected cord-set size
- protection against overcurrents and electric shock
- energy metering and current consumption
- identification of authorized user
- managing of lid locking and latching system
- charge managing in case of power outage
- working in mode stand-alone free or personal
- predisposition for serial communication

> DIMENSIONS



> REFERENCE STANDARD

EN 61851-1 (2011)

Electric vehicle conductive charging system.

Part 1: General requirement.

EN 61439-1 (2011)

Low-voltage switchgear and control gear assemblies.

Part 1: General requirement.

> TECHNICAL CHARACTERISTICS

Rated current:	32A
Rated voltage:	400Vac
Frequency:	50-60Hz
Insulating voltage:	500V
Protection degree:	IP54
Operating temperature:	-25°C +40°C
Material:	Stainless steel Aisi 304
Glow wire test:	-
IK degree at 20°C:	IK10
Color:	Polished
Mounting:	Base
Salt mist:	Resistant
UV radiation:	Resistant

> EQUIPMENTS

- 1 base with separation chamber
- 1 lighting head in plexiglass and RGB led
- 1 terminal strip 5x35mm²
- 1 main switch 4P 40A
- 2 circuit breakers 1P+N C40 30mA ist. A
- 2 digital energy meters 1P+N 45A
- 2 contactors 2P 40A 24Vdc
- 1 fuse holder 1P+N gG 4A
- 1 power supply 24Vdc 60W
- 1 control card + expansion
- 2 batteries 12Vdc 1,2Ah
- 2 lcd display 2x20 rows backlight
- 2 readers RFID 13,56MHz
- 2 couples of service led
- 2 stop charge push-buttons (mode free)

204.CB21B-T2T2

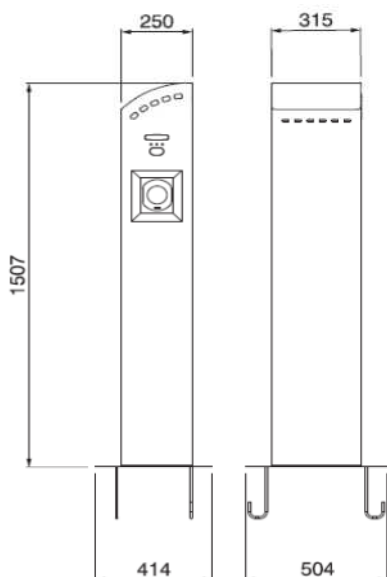
Pillar in stainless steel with
2 sockets with lock Type 2 1P+N+T 32A 230Vac 7kW



> FUNCTIONS

- charge in mode 3 with pwm circuit pilot
- identification of connected cord-set size
- protection against overcurrents and electric shock
- energy metering and current consumption
- identification of authorized user
- managing of lid locking and latching system
- charge managing in case of power outage
- working in mode stand-alone free or personal
- predisposition for serial communication

> DIMENSIONS



> REFERENCE STANDARD

EN 61851-1 (2011)

Electric vehicle conductive charging system.
Part 1: General requirement.

EN 61439-1 (2011)

Low-voltage switchgear and control gear assemblies.
Part 1: General requirement.

> TECHNICAL CHARACTERISTICS

Rated current:	32A
Rated voltage:	400Vac
Frequency:	50-60Hz
Insulating voltage:	500V
Protection degree:	IP54
Operating temperature:	-25°C +40°C
Material:	Stainless steel Aisi 304
Glow wire test:	-
IK degree at 20°C:	IK10
Color:	Polished
Mounting:	Base
Salt mist:	Resistant
UV radiation:	Resistant

> EQUIPMENTS

- 1 base with separation chamber
- 1 lighting head in plexiglass and RGB led
- 1 terminal strip 5x35mm²
- 1 main switch 4P 40A
- 2 circuit breakers 1P+N C40 30mA ist. A
- 2 digital energy meters 1P+N 45A
- 2 contactors 2P 40A 24Vdc
- 1 fuse holder 1P+N gG 4A
- 1 power supply 24Vdc 60W
- 1 control card + expansion
- 2 batteries 12Vdc 1,2Ah
- 2 lcd display 2x20 rows backlight
- 2 readers RFID 13,56MHz
- 2 couples of service led
- 2 stop charge push-buttons (mode free)

204.CR41B-001

Pillar in cor-ten steel with

2 sockets with lock Type 3C and Type 2 1P+N+T 32A 230Vac 7k

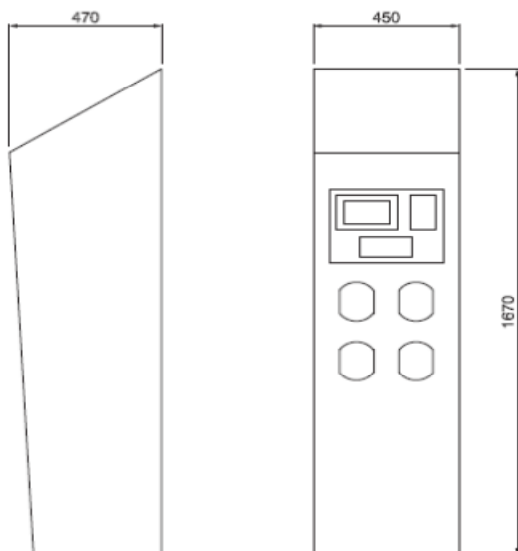
2 sockets with lock Type 3A 1P+N+T 16A 230Vac 3,5kW



> FUNCTIONS

- charge in mode 3 with pwm circuit pilot
- identification of connected cord-set size
- protection against overcurrents and electric shock
- energy metering and current consumption
- service managing depending inserted credit
- managing of lid locking and latching system
- charge managing in case of power outage
- working in mode stand-alone personal
- predisposition for serial communication

> DIMENSIONS



> REFERENCE STANDARD

EN 61851-1 (2011)

Electric vehicle conductive charging system.

Part 1: General requirement.

EN 61439-1 (2011)

Low-voltage switchgear and control gear assemblies.

Part 1: General requirement.

> TECHNICAL CHARACTERISTICS

Rated current:	32A
Rated voltage:	400Vac
Frequency:	50-60Hz
Insulating voltage:	500V
Protection degree:	IP54
Operating temperature:	-25°C +40°C
Material:	Cor-ten steel
Glow wire test:	-
IK degree at 20°C:	IK10
Color:	Oxidized
Mounting:	Base
Salt mist:	Resistant
UV radiation:	Resistant

> EQUIPMENTS

- 1 base with separation chamber
- 1 customizable back panel
- 1 terminal strip 5x35mm²
- 1 main switch 4P 40A
- 2 circuit breakers 1P+N C40 30mA ist. A
- 3 circuit breakers 1P+N D20 30mA ist. A
- 4 digital energy meters 1P+N 45A
- 2 contactors 2P 40A 24Vdc
- 2 contactors 2P 20A 24Vdc
- 3 fuse holders 1P+N gG 4A
- 3 power supplies 24Vdc 60W
- 2 control cards + expansion
- 1 uninterruptible power supply (UPS) 650VA
- 1 touch panel lcd
- 1 coin reader

204.CR41B-001

Pillar in cor-ten steel with

2 sockets with lock Type 2 1P+N+T 32A 230Vac 7kW

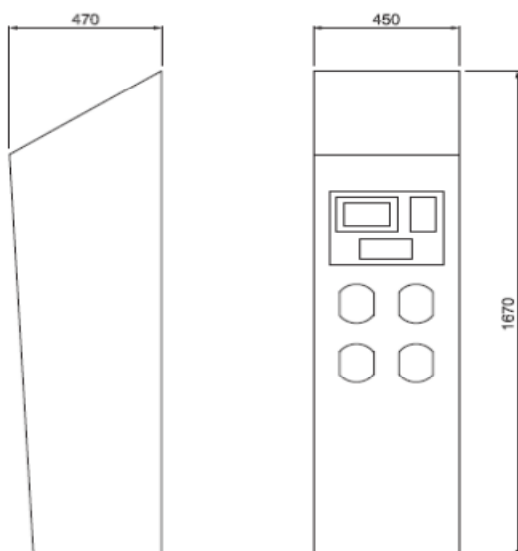
2 sockets with lock Type 3A 1P+N+T 16A 230Vac 3,5kW



> FUNCTIONS

- charge in mode 3 with pwm circuit pilot
- identification of connected cord-set size
- protection against overcurrents and electric shock
- energy metering and current consumption
- service managing depending inserted credit
- managing of lid locking and latching system
- charge managing in case of power outage
- working in mode stand-alone personal
- predisposition for serial communication

> DIMENSIONS



> REFERENCE STANDARD

EN 61851-1 (2011)

Electric vehicle conductive charging system.

Part 1: General requirement.

EN 61439-1 (2011)

Low-voltage switchgear and control gear assemblies.

Part 1: General requirement.

> TECHNICAL CHARACTERISTICS

Rated current:	32A
Rated voltage:	400Vac
Frequency:	50-60Hz
Insulating voltage:	500V
Protection degree:	IP54
Operating temperature:	-25°C +40°C
Material:	Cor-ten steel
Glow wire test:	-
IK degree at 20°C:	IK10
Color:	Oxidized
Mounting:	Base
Salt mist:	Resistant
UV radiation:	Resistant

> EQUIPMENTS

- 1 base with separation chamber
- 1 customizable back panel
- 1 terminal strip 5x35mm²
- 1 main switch 4P 40A
- 2 circuit breakers 1P+N C40 30mA ist. A
- 3 circuit breakers 1P+N D20 30mA ist. A
- 4 digital energy meters 1P+N 45A
- 2 contactors 2P 40A 24Vdc
- 2 contactors 2P 20A 24Vdc
- 3 fuse holders 1P+N gG 4A
- 3 power supplies 24Vdc 60W
- 2 control cards + expansion
- 1 uninterruptible power supply (UPS) 650VA
- 1 touch panel lcd
- 1 coin reader

204.CL21B-T23A

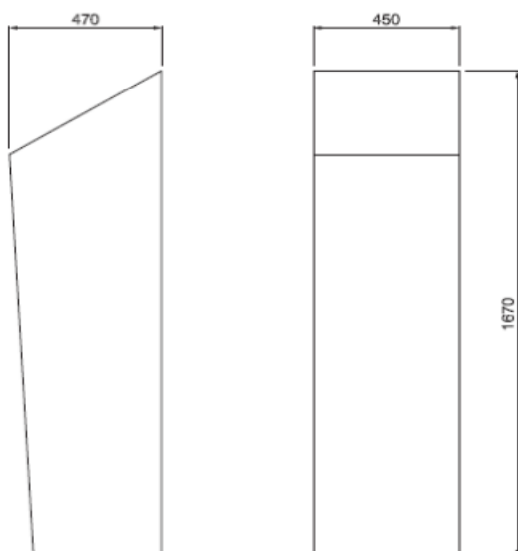
Pillar in painted galvanized steel with
 1 socket with lock Type 2 1P+N+T 32A 230Vac 7kW
 1 socket with lock Type 3A 1P+N+T 16A 230Vac 3,5kW



> FUNCTIONS

- charge in mode 3 with pwm circuit pilot
- identification of connected cord-set size
- protection against overcurrents and electric shock
- energy metering and current consumption
- end of charge depending inserted credit
- managing of lid locking and latching system
- charge managing in case of power outage
- working in mode stand-alone

> DIMENSIONS



> REFERENCE STANDARD

EN 61851-1 (2011)

Electric vehicle conductive charging system.
 Part 1: General requirement.

EN 61439-1 (2011)

Low-voltage switchgear and control gear assemblies.
 Part 1: General requirement.

> TECHNICAL CHARACTERISTICS

Rated current:	32A
Rated voltage:	400Vac
Frequency:	50-60Hz
Insulating voltage:	500V
Protection degree:	IP54
Operating temperature:	-25°C +40°C
Material:	Galvanized steel
Glow wire test:	-
IK degree at 20°C:	IK10
Color:	Grey
Mounting:	Base
Salt mist:	Resistant
UV radiation:	Resistant

> EQUIPMENTS

- 1 base with separation chamber
- 1 customizable back panel
- 1 terminal strip 5x35mm²
- 1 main switch 4P 40A
- 1 circuit breaker 1P+N C40 30mA ist. A
- 1 circuit breaker 1P+N D20 30mA ist. A
- 2 digital energy meters 1P+N 45A
- 1 contactor 2P 40A 24Vdc
- 1 contactor 2P 20A 24Vdc
- 1 fuse holder 1P+N gG 4A
- 1 power supply 24Vdc 60W
- 1 control card + expansion
- 2 batteries 12Vdc 1,2Ah
- 2 lcd display 2x20 rows backlight
- 2 readers RFID 13,56MHz
- 2 couples of service led
- 2 stop charge push-buttons (mode free)
- 1 coin reader

204.CL21B-T2T2

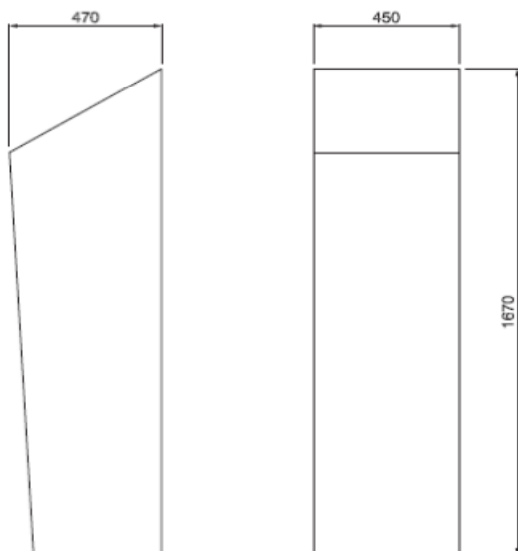
Pillar in painted galvanized steel with
2 sockets with lock Type 2 1P+N+T 32A 230Vac 7kW



> FUNCTIONS

- charge in mode 3 with pwm circuit pilot
- identification of connected cord-set size
- protection against overcurrents and electric shock
- energy metering and current consumption
- end of charge depending inserted credit
- managing of lid locking and latching system
- charge managing in case of power outage
- working in mode stand-alone

> DIMENSIONS



> REFERENCE STANDARD

EN 61851-1 (2011)

Electric vehicle conductive charging system.
Part 1: General requirement.

EN 61439-1 (2011)

Low-voltage switchgear and control gear assemblies.
Part 1: General requirement.

> TECHNICAL CHARACTERISTICS

Rated current:	32A
Rated voltage:	400Vac
Frequency:	50-60Hz
Insulating voltage:	500V
Protection degree:	IP54
Operating temperature:	-25°C +40°C
Material:	Galvanized steel
Glow wire test:	-
IK degree at 20°C:	IK10
Color:	Grey
Mounting:	Base
Salt mist:	Resistant
UV radiation:	Resistant

> EQUIPMENTS

- 1 base with separation chamber
- 1 customizable back panel
- 1 terminal strip 5x35mm²
- 1 main switch 4P 40A
- 2 circuit breakers 1P+N C40 30mA ist. A
- 2 digital energy meters 1P+N 45A
- 2 contactors 2P 40A 24Vdc
- 1 fuse holder 1P+N gG 4A
- 1 power supply 24Vdc 60W
- 1 control card + expansion
- 2 batteries 12Vdc 1,2Ah
- 2 lcd display 2x20 rows backlight
- 2 readers RFID 13,56MHz
- 2 couples of service led
- 2 stop charge push-buttons (mode free)
- 1 coin reader

204.CL22B-T23A

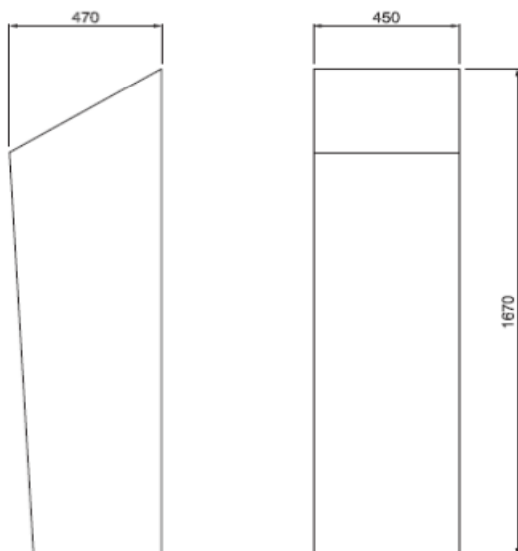
Pillar in painted galvanized steel with
 1 socket with lock Type 2 3P+N+T 32A 400Vac 22kW
 1 socket with lock Type 3A 1P+N+T 16A 230Vac 3,5kW



> FUNCTIONS

- charge in mode 3 with pwm circuit pilot
- identification of connected cord-set size
- protection against overcurrents and electric shock
- energy metering and current consumption
- end of charge depending inserted credit
- managing of lid locking and latching system
- charge managing in case of power outage
- working in mode stand-alone

> DIMENSIONS



> REFERENCE STANDARD

EN 61851-1 (2011)

Electric vehicle conductive charging system.
 Part 1: General requirement.

EN 61439-1 (2011)

Low-voltage switchgear and control gear assemblies.
 Part 1: General requirement.

> TECHNICAL CHARACTERISTICS

Rated current:	50A
Rated voltage:	400Vac
Frequency:	50-60Hz
Insulating voltage:	500V
Protection degree:	IP54
Operating temperature:	-25°C +40°C
Material:	Galvanized steel
Glow wire test:	-
IK degree at 20°C:	IK10
Color:	Grey
Mounting:	Base
Salt mist:	Resistant
UV radiation:	Resistant

> EQUIPMENTS

- 1 base with separation chamber
- 1 customizable back panel
- 1 terminal strip 5x35mm²
- 1 main switch 4P 80A
- 1 circuit breaker 4P C40 30mA ist. B
- 1 circuit breaker 1P+N D32 30mA ist. A
- 1 digital energy meter 3P+N 65A
- 1 digital energy meter 1P+N 45A
- 1 contactor 4P 40A 24Vdc
- 1 contactor 2P 20A 24Vdc
- 1 fuse holder 1P+N gG 4A
- 1 power supply 24Vdc 60W
- 1 control card + expansion
- 2 batteries 12Vdc 1,2Ah
- 2 lcd display 2x20 rows backlight
- 2 readers RFID 13,56MHz
- 2 couples of service led
- 2 stop charge push-buttons (mode free)
- 1 coin reader